

Total No. of Questions : 6]

SEAT No. :

P2814

[Total No. of Pages : 4

[5025]-301

M.Sc. (Semester - III)

DRUG CHEMISTRY

CH-361 : Chemistry of Heterocycles and Drug Synthesis
(2013 Pattern)

Time : 3 Hours]

[Max. Marks : 50

Instructions to the candidates:

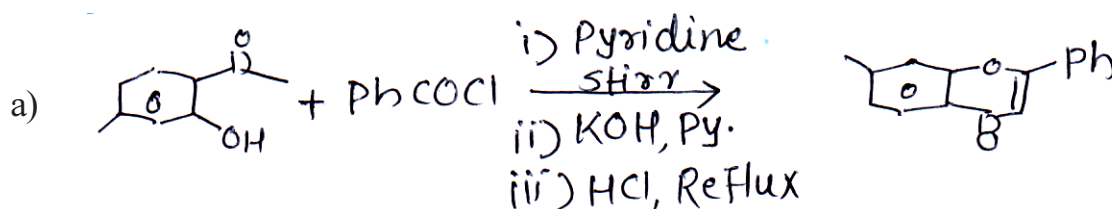
- 1) All questions are compulsory.
- 2) Figures to the right indicate full marks.
- 3) Answers to the two sections should be written in separate answer books.

SECTION - I

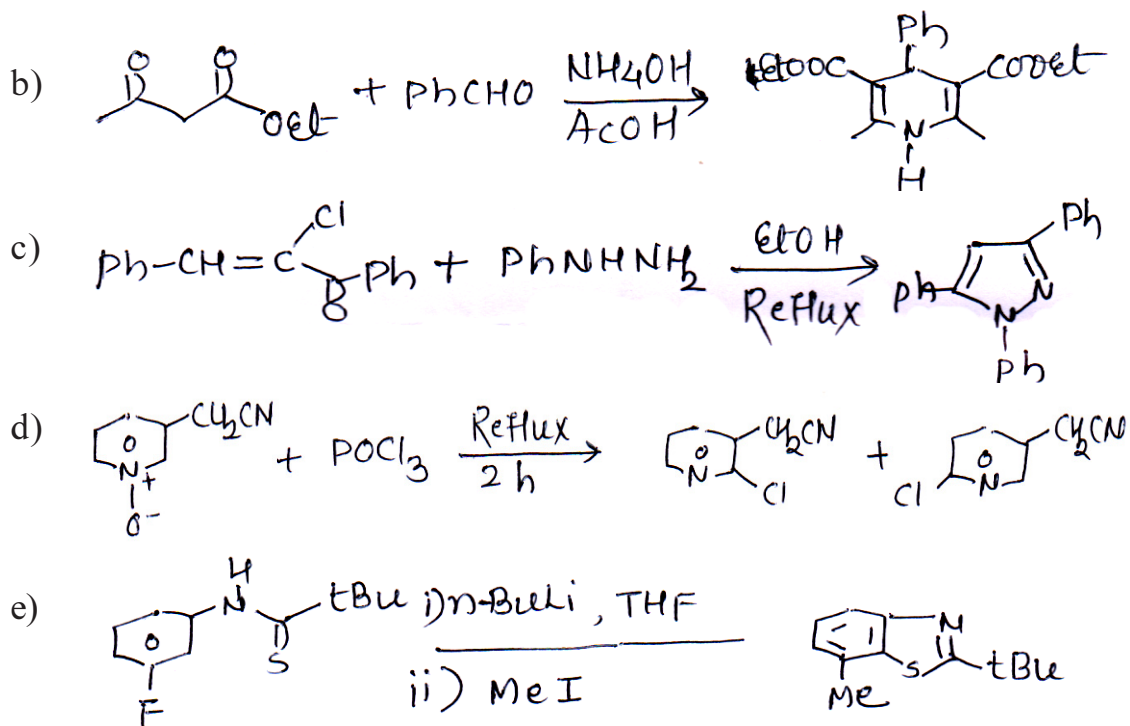
Q1) Explain any four of the following : [8]

- a) N-acetyl pyrrole undergoes cycloaddition reaction with acetylene dicarboxylate but pyrrole does not.
- b) N-Alkylation of purines under neutral condition occurs at five member ring nitrogen.
- c) 1,3-Azoles undergo electrophilic substitution at C-5 while 1,2-azoles at C-4.
- d) 4-Methyl imidazole is better represented as 4(5) methyl imidazole.
- e) 1,2,5-Thiadiazole is more aromatic than thiophene while 1,3,4-thiadiazole is less aromatic.

Q2) Suggest the suitable mechanism for any four of the following : [8]



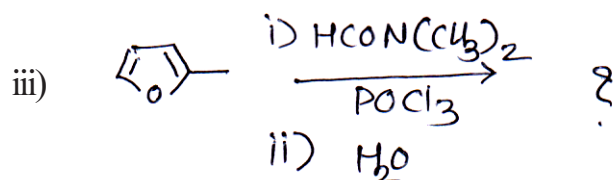
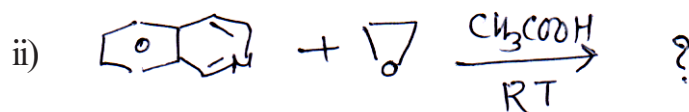

P.T.O.

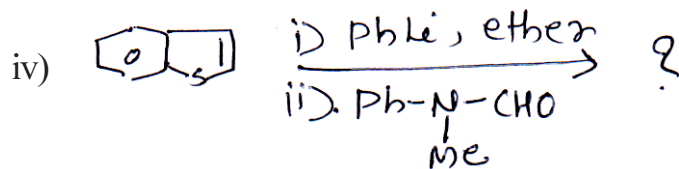


Q3) a) Write short notes on any two of the following : [4]

- i) Pechmann Coumarin synthesis
- ii) Fischer Indole synthesis
- iii) Fiest-Benary furan synthesis

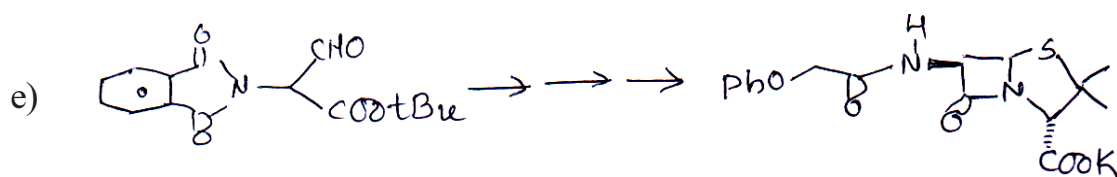

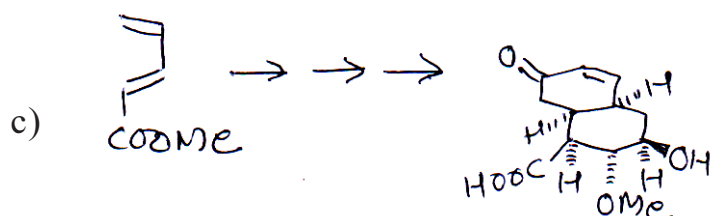
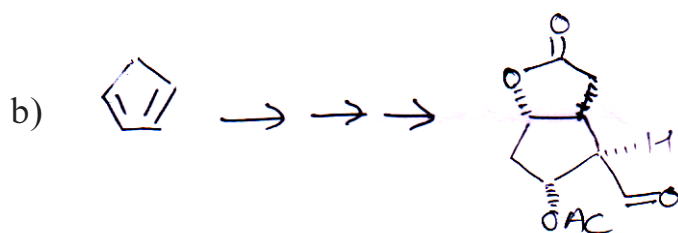
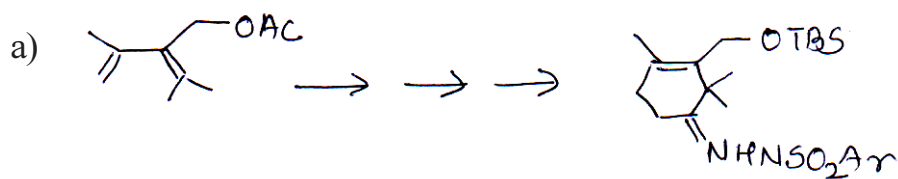
b) Predict the products for any two of the following : [5]



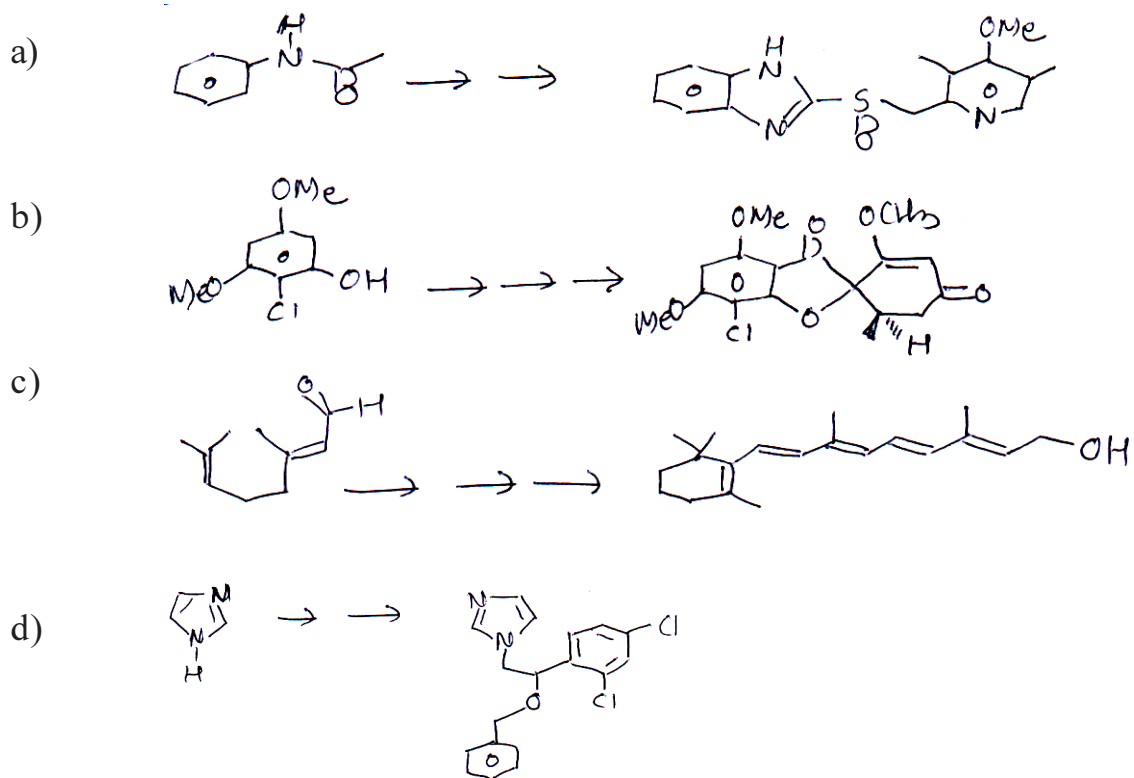


SECTION - II

Q4) Discuss the steps involved in the following transformations. Comment on steps indicating mechanism and reagents used (any three) : [12]

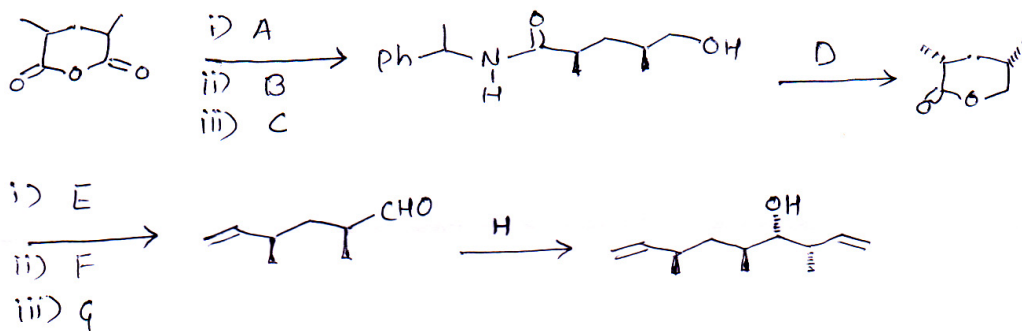


Q5) Discuss the steps involved in the synthesis of the following drug molecules from the precursors shown (any three) : [9]



Q6) Answer any one of the following : [4]

a) Identify the missing reagents and explain the following transformation.



b) Explain the following reactions in brief :

- i) Suzuki coupling
- ii) Olefin metathesis



Total No. of Questions : 6]

SEAT No. :

P2815

[Total No. of Pages : 5

[5025]-302

M.Sc. (Semester - III)

DRUG CHEMISTRY

CHD - 362 : Advanced Analytical Methods
(2013 Pattern)

Time : 3 Hours]

[Max. Marks : 50

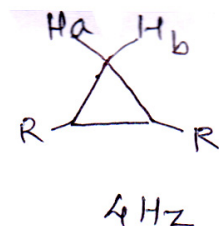
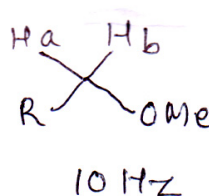
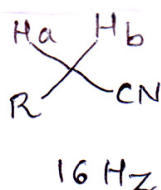
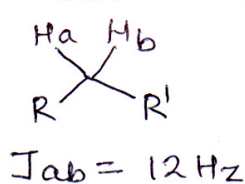
Instructions to the candidates:

- 1) All questions are compulsory.
- 2) Answers to the two sections should be written in separate answer books.
- 3) Figures to the right indicate full marks.

SECTION - I

Q1) Answer any four of the following : [8]

- a) Explain the diamagnetic anisotropy effect observed in Acetylene, Benzene and Benzaldehyde.
- b) Explain with proper illustrations how the spectra of AB spin system differs from AX system. How is the ratio of intensities calculated in an AB system.
- c) Explain the coupling constants observed in the following molecules.



- d) Molecular ion intensity decreases in the order cyclic > acyclic > branched compounds.
- e) DEPT and off-resonance spectra aid the interpretation of CMR spectra.

P.T.O.

Q2) Answer any three of the following :

[12]

a) Deduce the structure using following spectral data.

M.F. $C_9H_{16}O_2$

I R - 1740 cm^{-1}

PMR - 0.9 (t, 7.6 Hz, 3H) ; 1.3 (m, 4H);

1.65 (m, 2H) ; 2.32 (t, 6.7 Hz, 2H);

4.58 (d, 7.8 Hz, 2H) ; 5.21 (d, 10.4 Hz, 1H);

5.32 (d, 15.9 Hz, 1H) ; 5.92 (ddt, 7.8, 10.4 & 15.9 Hz, 1H)

CMR - 13.9 (9); 22.3 (t) ; 24.7 (t); 31.3 (t);

34.2 (t); 64.9 (t) ; 118 (t); 132 (d); 174(S)

b) Deduce the structure. Justify your answer

M.F. - $C_5H_{10}O$

CMR - 18, 41, 67, 116 and 141

DEPT 1 - 18, 41, 141 all up 67 & 116 down

DEPT 2 - 41 and 141 up

c) Deduce the structure

M.F. - $C_7H_{12}O$

PMR - 1.08 (S, 6H); 2.21 (d, 7Hz, 2H); 5.08(d, 11.8 Hz, 1H)

5.11(d, 15.5 Hz, 1H); 5.75 (ddt, 11.8, 15.5 & 7.2 Hz, 1H) 9.49 (S, 1H)

CMR - 21(9); 41(t); 45 (s); 118(t); 133(d); 206(d)

d) Deduce the structure using following spectral data.

M.F. $C_8H_{16}O_2$

PMR - 0.8 (t, 3H); 0.85 (t, 3H); 1.2 (sextet, 2H); 1.4 (quintet, 2H); 1.55 (sextet, 2H); 2.15 (t, 2H); 4.0 (t, 2H)

HETCOR - 13:: 0.85 ; 15::0.8; 19::1.55; 20::1.20

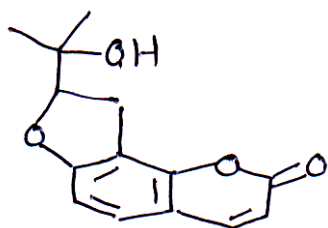
31::1.4; 36::2.15; 64::4.0

COSY - 0.8::1.20; 0.85:: 1.55; 1.20:: 0.8 & 1.4;

1.55:: 2.15 & 0.85; 2.15:: 1.55; 4.0:: 1.4

(:: - correlates with).

Q3) Assign the signals to the protons of the compound shown below. Justify your choice. Explain the decoupling experiment. [5]



1.2 (S, 9mm); 1.3 (S, 9mm);

2.0 (S, 3mm, ex.); 3.3 (d, 7 Hz, 6mm);

4.82 (t, 7Hz, 3mm); 6.25 (d, 10 Hz, 3mm)

6.77 (d, 8Hz, 3mm); 7.23 (d, 8Hz, 3mm)

7.72 (10 Hz, 3mm)

Decoupling Experiment



| Irradiated | Observed |
|------------|------------|
| 3.3 | 4.82 t – S |
| 6.25 | 7.72 d – S |



SECTION - II

Q4) Answer any five of the following : [10]

a) An ester with μf $C_9H_{10}O_2$ shows the following ion in its M.S. Deduce its structure MS: 150; 108; 91, 90, 77, 43

b) Differentiate the following pairs by MS

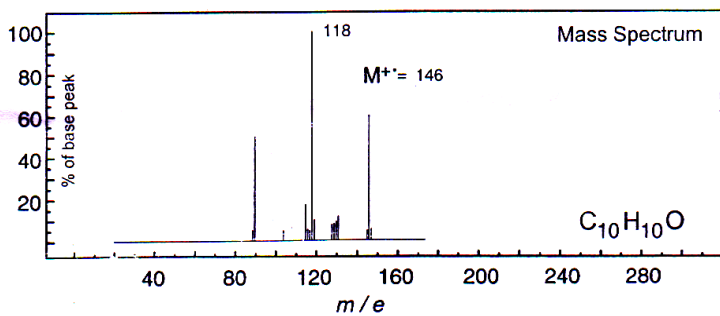
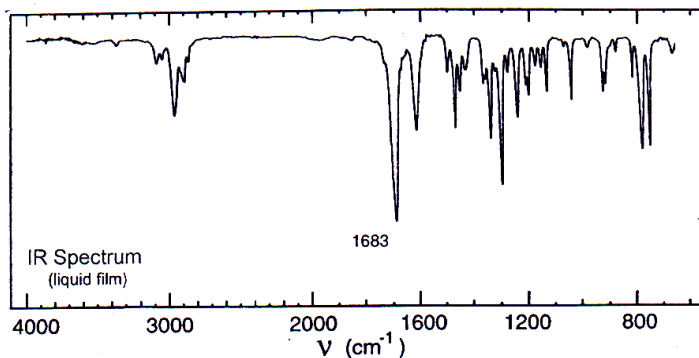


- c) Explain i) Isotope peaks ii) Metastable Ion
- d) Discuss the working of Ionisation chamber in M.S.
- e) What are the factors that affect the M^+ intensity? How can it be increased?
- f) Give the genesis of Ions of  162, 134, 119, 91, 77, 71, 43
- g) Explain the mechanism of ions formed from  102, 87, 73, 59, 57, 45, 31

Q5) Discuss any two of the following in brief: **[6]**

- a) Factors affecting vicinal coupling
- b) NOE
- c) COSY

Q6) You are provided with spectra of a compound on the next page. Analyse the spectra & arrive at a structure consistent with the data. Justify your structure. **[9]**

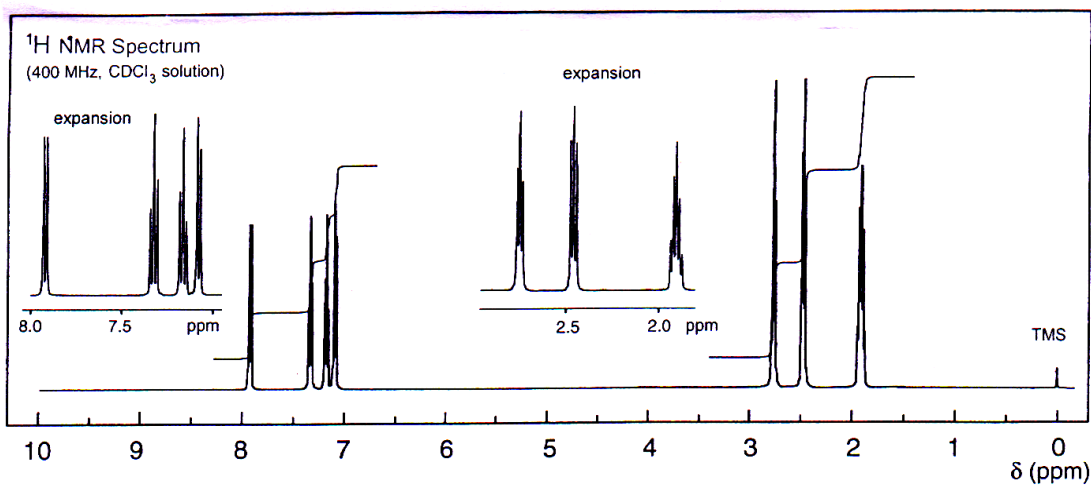
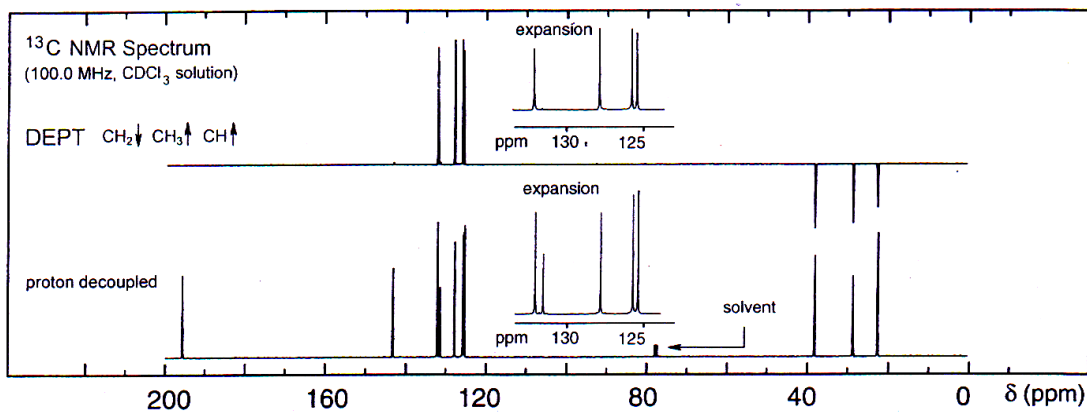


UV Spectrum

λ_{max} 249 nm ($\log_{10} \epsilon$ 4.1)

λ_{max} 292 nm ($\log_{10} \epsilon$ 3.3)

solvent: ethanol



Total No. of Questions : 6]

SEAT No. :

P2816

[Total No. of Pages : 3

[5025]-303

M.Sc. (Semester - III)

DRUG CHEMISTRY

CHD-363 : Microbiology, Immunology & Drug Discovery and
Development

(2013 Pattern) (Credit System)

Time : 3 Hours]

[Max. Marks : 50

Instructions to the candidates:

- 1) *All questions are compulsory.*
- 2) *Figures to the right indicate maximum marks.*
- 3) *Draw neat, labelled diagrams wherever necessary.*
- 4) *Answers to the two sections to be written in separate answer books.*

SECTION - I

Q1) Attempt any three of the following : **[12]**

- a) Explain the morphological characters of bacteria.
- b) Describe principles of primary screening methods for microorganisms to be used in industrial production of biomolecules.
- c) Using a graphical representation of bacterial growth, explain its growth kinetics.
- d) Discuss use of different 'C' and 'N' sources incorporated in nutrient media.
- e) What are downstream processes in drug industry. Explain with the help of a flowchart.

Q2) Attempt any two of the following : **[8]**

- a) Describe the differences between innate immunity and adoptive immunity.
- b) Explain the mechanism and symptoms of type-I hypersensitivity.
- c) List immunodeficiency disorders. Explain any one disorder in detail.
- d) Explain agglutination reactions to visualize antigen-antibody complexes in vitro.

P.T.O.

Q3) Explain any five of the following terms : **[5]**

- a) Enzymes as drug targets
- b) Transgenic animals.
- c) Preclinical trials
- d) Bioequivalence
- e) Lipinski's Rule
- f) Therapeutic window

SECTION - II

Q4) Answer any three of the following : **[12]**

- a) Comment in brief on the planning and execution of clinical trials. What are the objectives of phase-I & IV.
- b) What are the factors that dictate the routes of drug administration. Explain with example.
- c) What are the objectives of toxicological studies? Explain in brief how are chronic toxicity studies done?
- d) What is the need of lead modification? How is it performed? Explain SAR in brief.
- e) Give a brief account of strategies adopted for lead discovery.

Q5) Answer any two of the following : **[8]**

- a) Explain the following with respect to a patent.
 - i) Prior art
 - ii) Patentable invention
 - iii) PCT
 - iv) Claims

- b) Explain with respect to pharma industry.
 - i) Safety
 - ii) Quality Management
 - iii) Economization of a manufacturing process
- c) Define bioassay. How is bioassay of a NCE performed? Explain in brief.

Q6) Answer any two of the following : **[5]**

- a) Xenobiotic biotransformations.
- b) Modern drug discovery tools
- c) Drug targets



Total No. of Questions : 6]

SEAT No. :

P2817

[Total No. of Pages : 5

[5025]-304

M.Sc. (Semester - III)

DRUG CHEMISTRY

CHD - 364 : Stereochemistry, Asymmetric Synthesis & Pericyclic
Reactions

(2013 Pattern)

Time : 3 Hours]

[Max. Marks : 50

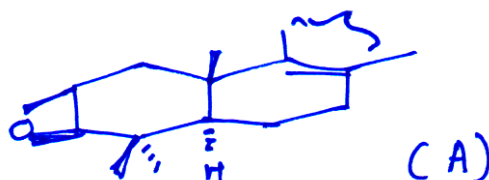
Instructions to the candidates:

- 1) All questions are compulsory.
- 2) Answers to the two sections should be written in separate answer books.
- 3) Figures to the right indicate full marks.

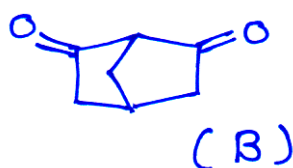
SECTION - I

Q1) Answer any four of the following : [8]

- a) Chair-boat interconversion of cyclohexanone is more facile than chair-boat interconversion of cyclohexane.
- b) 2, 3 β -epoxy lanost 8-ene (A) undergoes diequatorial ring opening with HBr whereas the α -epoxide gives normal diaxial ring opening with HBr.

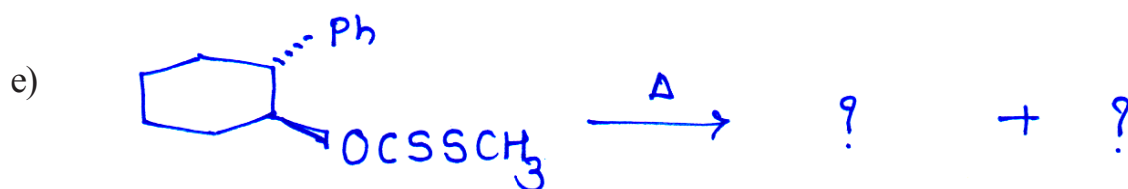
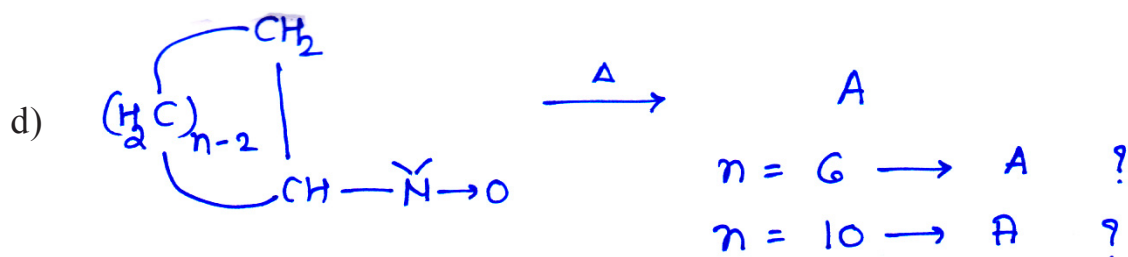
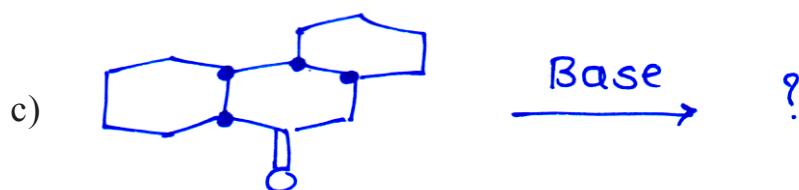
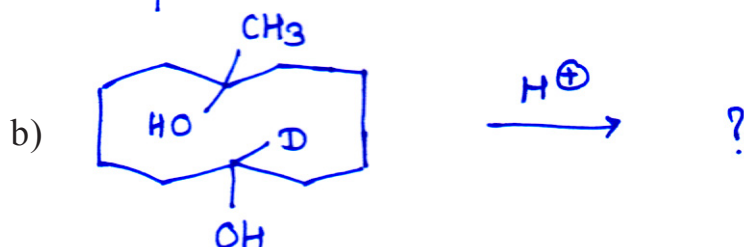
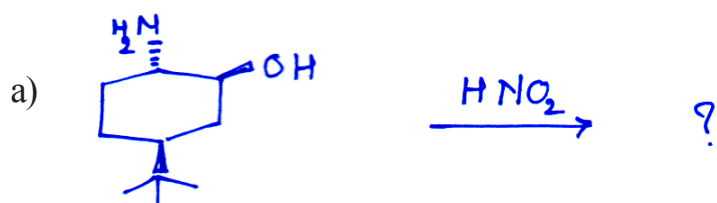


- c) Draw the stereostructures for cis-anti-trans & cis-anti-cis isomers of perhydrophenanthrene and compare their stabilities. Comment on their optical activity.
- d) Menthyl chloride on treatment with sodium ethoxide gives 2- Menthene at a very slow rate.
- e) Compound (B) do not show acidic property.



P.T.O.

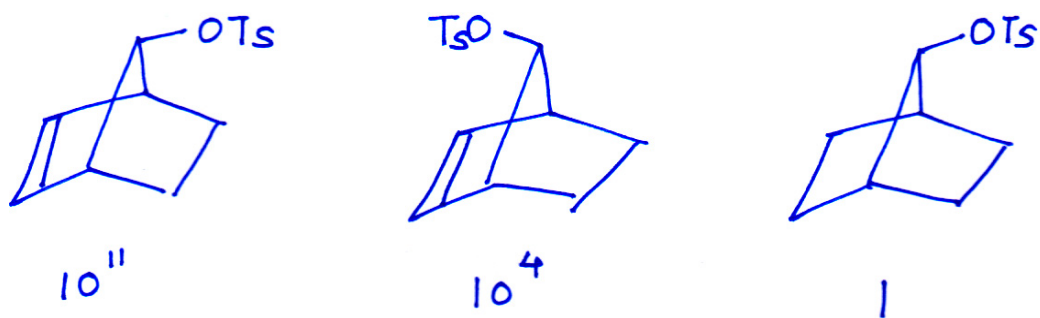
Q2) Predict the product/s. Explain the mechanism & stereochemical principles involved. (Any four): [8]



Q3) a) Write short notes (any three): [6]

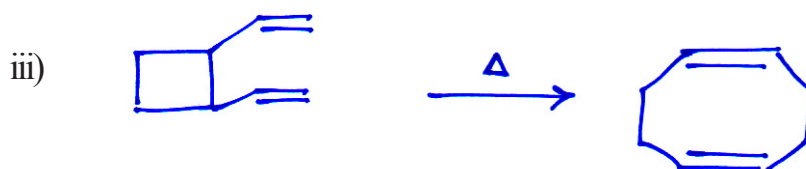
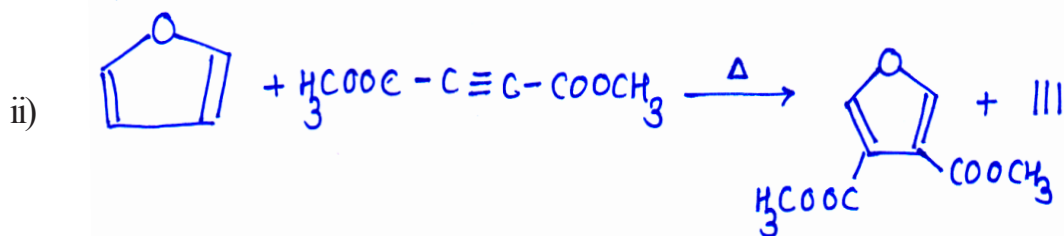
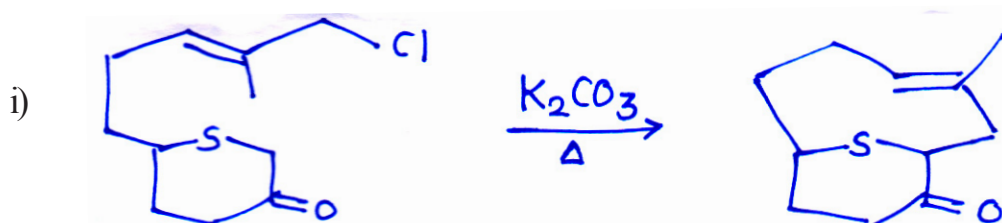
- Limitations of Bredt's rule.
- I - Strain
- Von Auwers - Skita Rule & its limitations.
- Explain the use of $Pb(OAc)_4$ to determine the stereochemistry of cycloalkane 1, 2 diol.

- b) Relative rate of acetylation for the following compounds are mentioned below. Explain with products. [3]

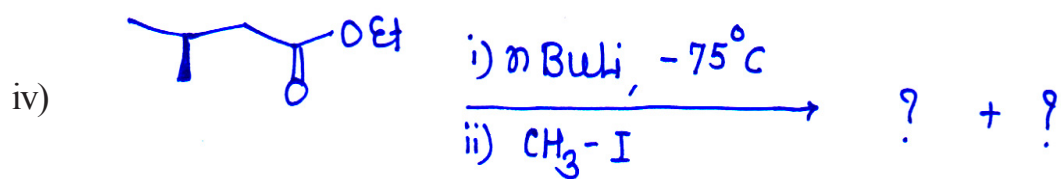
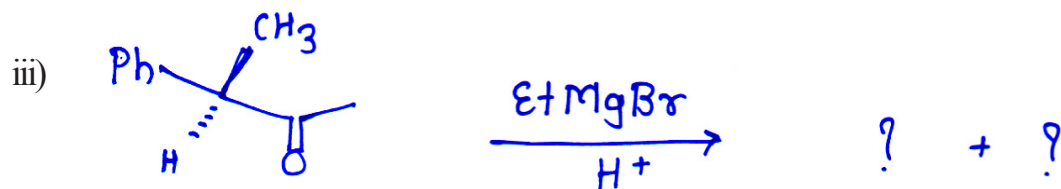
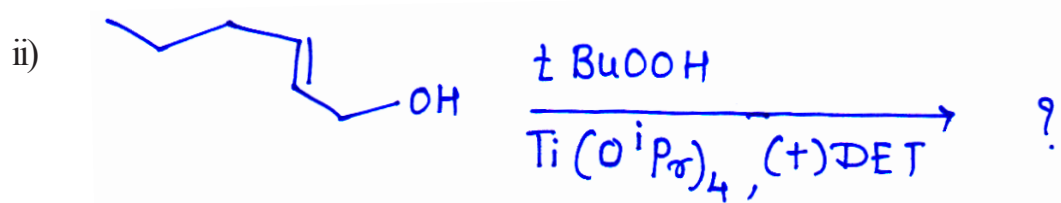
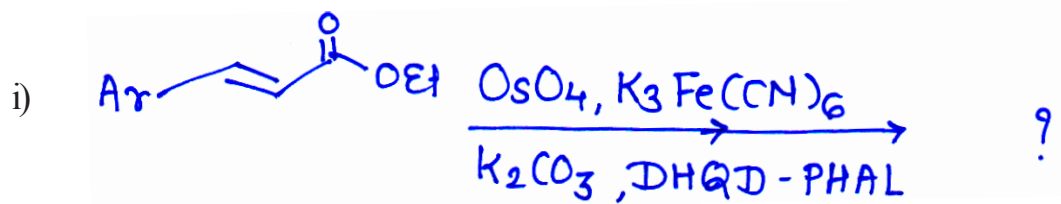


SECTION - II

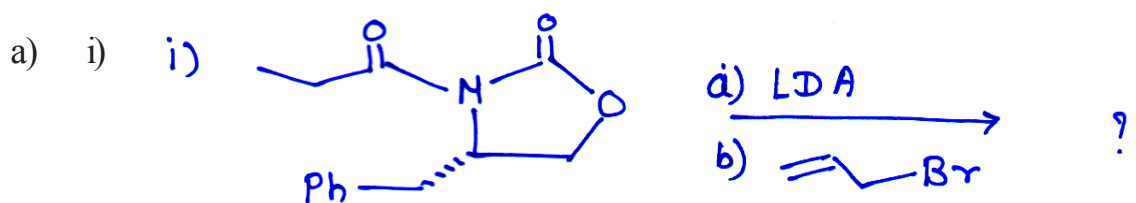
- Q4) a) Suggest the mechanism & comment on stereochemistry of products. (any two): [4]



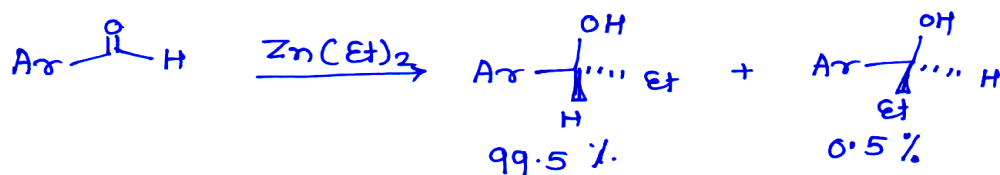
- b) Predict the product/s in any three & justify. Indicate correct stereochemistry. [6]



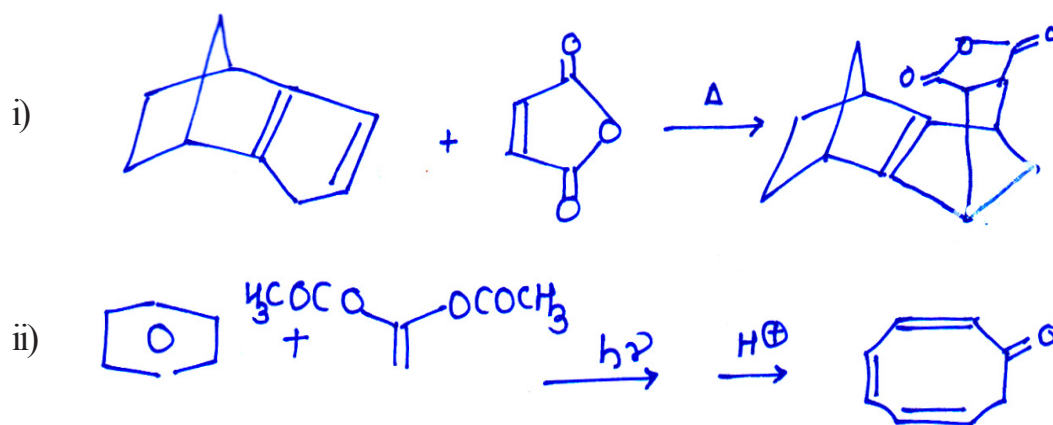
Q5) Answer any two of the following : [10]



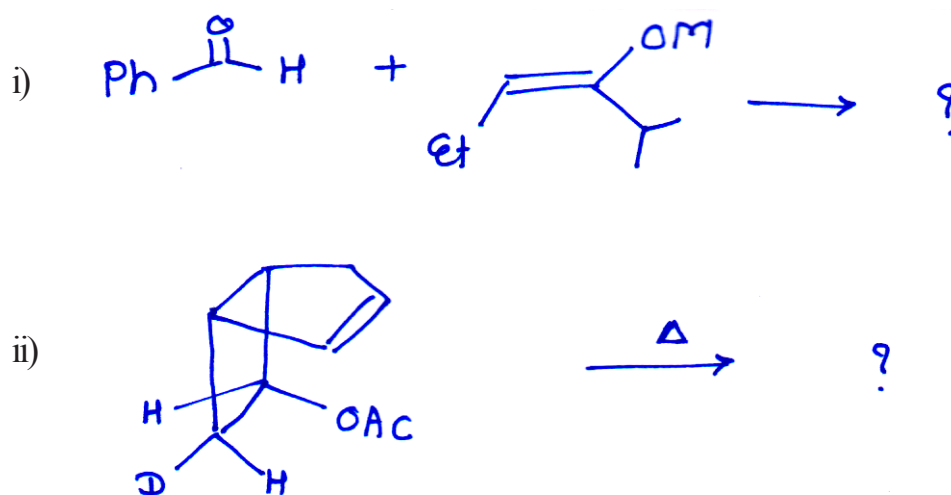
- ii) Explain the term enantiomeric & diastereomeric excess of following reaction.



b) Suggest the suitable mechanism.



c) Predict the product/s



Q6) Construct correlation diagram for disrotatory conversion of 1,3 butadiene to cyclobutene. Check whether it is allowed thermally or photochemically. [5]



Total No. of Questions : 6]

SEAT No. :

P2818

[Total No. of Pages : 5

[5025]-401

M.Sc. - II (Semester - IV)

DRUG CHEMISTRY

CHD-461 : Advanced Organic Synthesis, Principles & Strategies
(2013 Pattern)

Time : 3 Hours]

[Max. Marks : 50

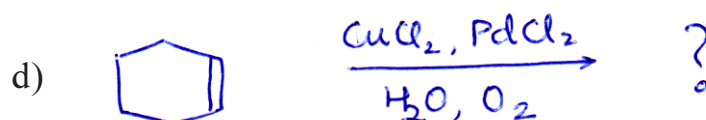
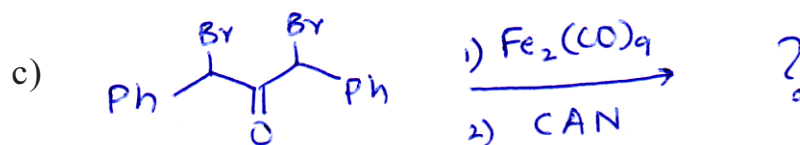
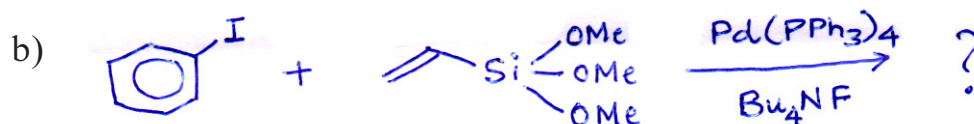
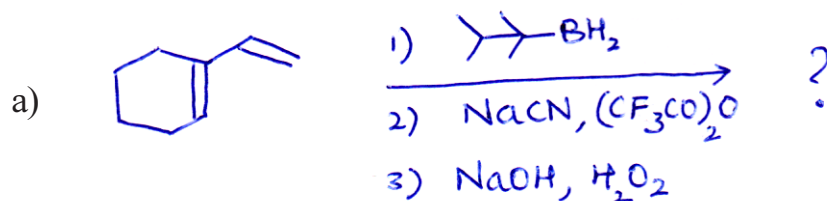
Instructions to the candidates:

- 1) All questions are compulsory.
- 2) Answers to the two sections should be written in separate answer books.
- 3) Figures to the right indicate full marks.

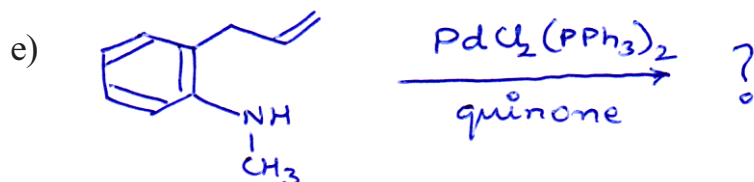
SECTION - I

Q1) Predict the product and suggest the mechanism for any three of the following:

[9]

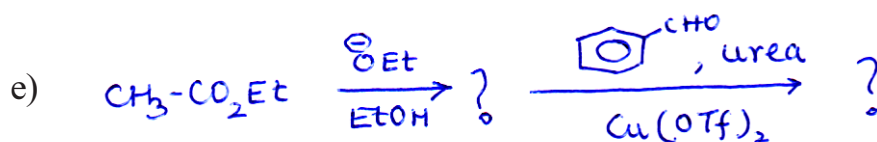
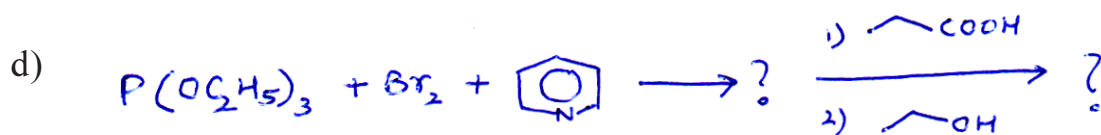
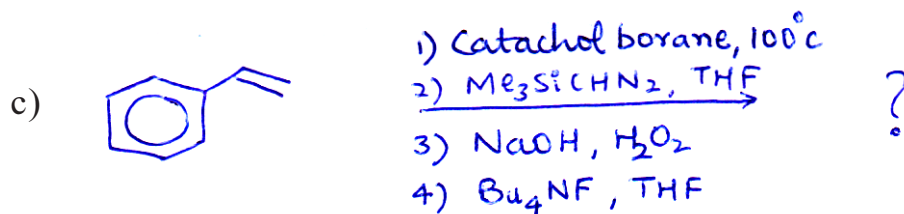
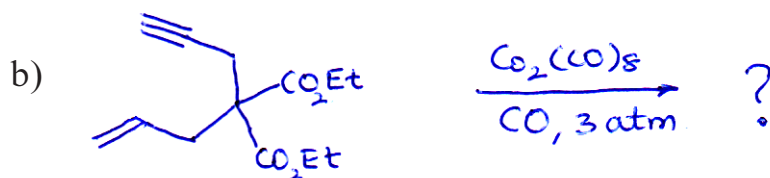


P.T.O.



Q2) Predict the product for any four of the following :

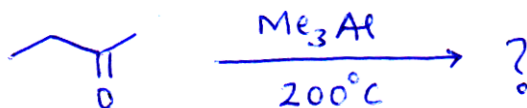
[8]



Q3) Answer any four of the following :

[8]

- Write note on chiral organoborane reagents.
- Ruthenium catalyzed azide cycloaddition gives 1, 5-disubstituted 1, 2, 3-triazole. Explain.
- Predict the product in the following reaction



- Carryout the following conversion using organoborane chemistry



- Write note on OXO process

SECTION - II

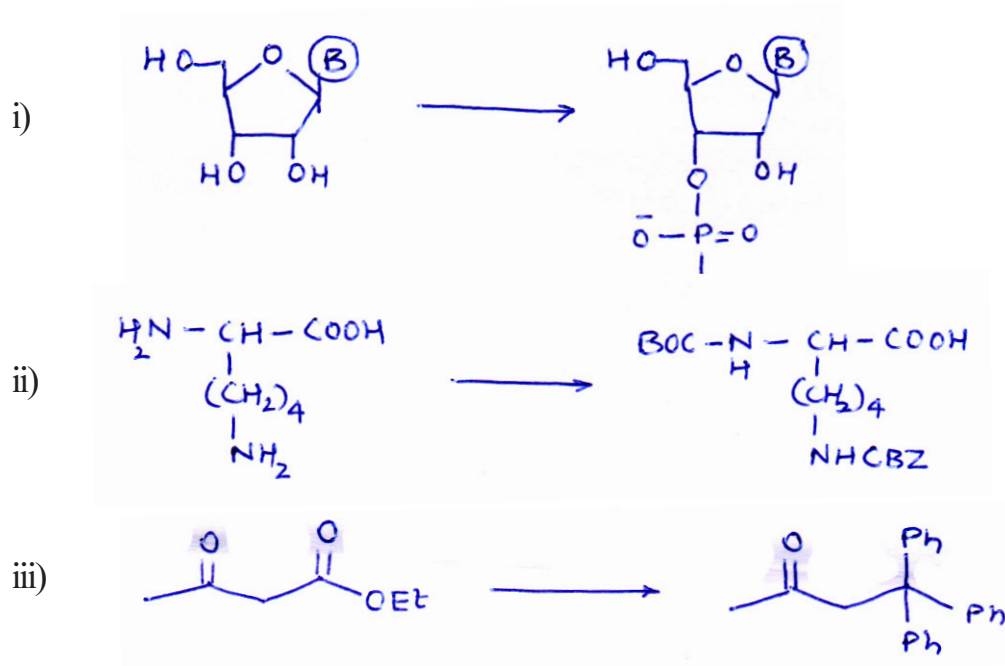
Q4) a) Answer any two :

[4]

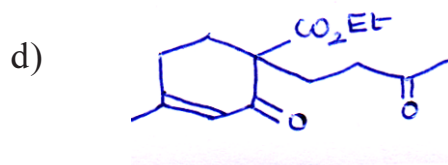
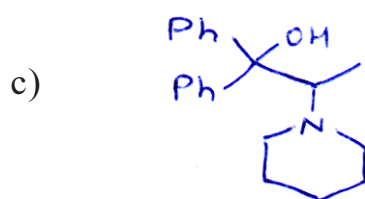
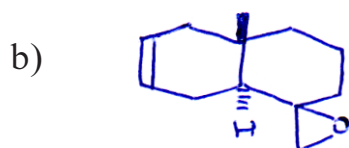
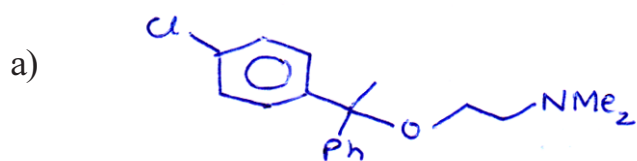
- 1, 2 and 1, 4-dicarbonyl compounds can be synthesized using umpolung strategy. Explain.
- α -alkylation of aldehydes can be carried out by examine approach. Explain.
- Discuss any four principles of Green Chemistry.

b) Complete the following transformation (any two):

[4]



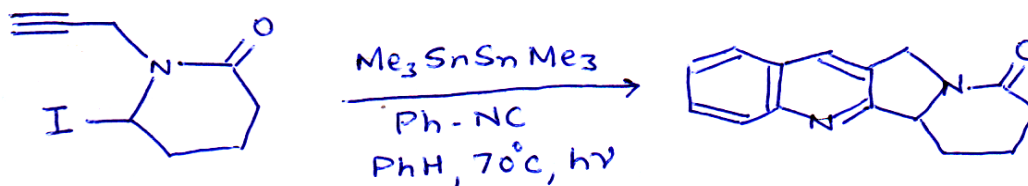
Q5) Using retrosynthetic analysis, suggest suitable method to synthesize any three of the following: [9]



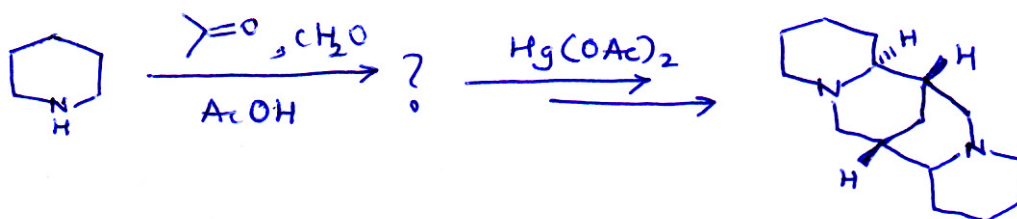
Q6) Answer any four of the following :

[8]


- a) Explain the steps involved in the following domino reaction.



- b) Explain the biomimetic approach to retrosynthesis to obtain the following compound.



- c) Discuss the use of ionic liquids in organic synthesis.
- d) Carry out the transformation using reagents given below in proper sequence



DHP, H^\oplus ; $\text{C}_6\text{H}_{13}\text{MgBr}$; MeOH , H^\oplus ; PCC, NaOAc , $\text{H}_3\text{O}^\oplus$

- e) Carry out the following transformation



Total No. of Questions : 6]

SEAT No. :

P2819

[Total No. of Pages : 3

[5025]-402

M.Sc. (Semester - IV)

DRUG CHEMISTRY

CHD-462 : Advanced Medicinal Chemistry
(2013 Pattern)

Time : 3 Hours]

[Max. Marks : 50

Instructions to the candidates:

- 1) *All questions are compulsory.*
- 2) *Answers to the two sections should be written in separate answer books.*
- 3) *Figures to the right indicate full marks.*

SECTION - I

Q1) Answer any three of the following : **[9]**

- a) Discuss the steps in protein biosynthesis. Explain in brief how streptomycin, chloramphenicol, erythromycin and tetracycline exert their therapeutic activity.
- b) What are the functions of cell wall and cell membrane of bacteria? How do β -lactam antibiotics and polyene antibiotics affect their function? Explain.
- c) Discuss in brief the development of I, II and III generation cephalosporins, clearly explain the benefits achieved in each generation.
- d) Explain viral life cycle and discuss how AZT, Cytarabine, Acyclovir and Indinavir exhibit their activity.

Q2) Answer any two of the following : **[10]**

- a) Give a brief overview of cancer, discuss the differences in normal and cancer cells. Explain how chemotherapy helps in controlling cancerous growth. Discuss the mechanism of action of alkylating agents.

P.T.O.

- b) Discuss nerve conduction? How is this phenomenon is affected in convulsions? Explain the therapeutic strategies applied to rectify nerve conduction in convulsion with suitable examples.
- c) Discuss the following in brief (any two)
 - i) Quinolone antibiotics
 - ii) Azole antifungals
 - iii) Sedatives

Q3) Discuss in brief any three of the following : **[6]**

- a) Enzyme inhibitors as drug molecules
- b) MAO inhibitors
- c) Bacterial drug resistance
- d) Analgesics

SECTION - II

Q4) Answer any three of the following : **[9]**

- a) Explain the life cycle of plasmodium. Discuss the various strategies to control and treat malaria.
- b) Discuss in brief following common GIT disorders. What are common strategies to treat them. (any two)
 - i) Hyperacidity
 - ii) Nausea and vomiting
 - iii) Constipation
- c) Explain in brief diabetes, its symptoms and management of NIDDM and IDDM.
- d) What are mycobacterial infections. Discuss in brief tuberculosis, symptoms and treatment.

Q5) Answer any two of the following :

[10]

- a) Discuss in brief the organization and functioning of the Endocrine system. Explain the negative feedback mechanism with example. How do hormones bring their effect? Explain with suitable example.
- b) Explain how the following groups of drugs help in management of CVS disorders. (any three)
 - i) Diuretics
 - ii) Vasodilators
 - iii) β -Blockers
 - iv) Thrombolytics
- c) Discuss the following in brief (any three)
 - i) Inflammation
 - ii) Congestive heart failure
 - iii) Angina
 - iv) Stroke

Q6) Discuss the mode of action and uses of the following. (any three)

[6]

- a) 5-Fluorouracil
- b) Vinblastin
- c) Roxithromycin
- d) Methotrexate
- e) Gentamicin



Total No. of Questions : 6]

SEAT No. :

P2820

[Total No. of Pages : 3

[5025]-403

M.Sc. (Semester - IV)

DRUG CHEMISTRY

CHD - 463 : Principles and Applications in Drug Design
(2013 Pattern)

Time : 3 Hours]

[Max. Marks : 50

Instructions to the candidates:

- 1) *All questions are compulsory.*
- 2) *Answers to the two sections are to be written in separate answer books.*
- 3) *Figures to the right indicate maximum marks.*

SECTION - I

Q1) Answer any three of the following : **[9]**

- a) Define terms :
 - i) Metabolomics
 - ii) Monoclonal antibodies
 - iii) Plasmid
- b) Give advantages of DNA vaccines over conventional vaccines.
- c) Describe steps in development of transgenic animals.
- d) Explain applications of restriction enzymes in genetic engineering.

Q2) Answer any three of the following : **[12]**

- a) Explain in brief membrane bound receptors & the steps involved in signal transduction.
- b) Discuss the receptor theories of drug action.
- c) Give a brief overview of solid phase synthesis & its application in combinatorial synthesis.
- d) Discuss the benefits of prodrugs with proper examples.

P.T.O.

Q3) Explain any four of the following : **[4]**

- a) Voltage gated ion channels
- b) GPCR
- c) High thorough put screening
- d) Non covalent interactions
- e) Pharmacogenomics

SECTION - II

Q4) Answer any three of the following : **[12]**

- a) How are the following physicochemical parameters calculated or determined experimentally (i) π (ii) σ (iii) E_s
- b) Explain in brief Hansch analysis. How is it performed on a congeneric series, Discuss.
- c) Explain in brief
 - i) Quantum Mechanics
 - ii) Force field
 - iii) Quantum dynamics
- d) Histamine is responsible for binding to histamine receptor & trigger acid secretion. Explain how this feature resulted in design of Ranitidine.

Q5) Answer any three of the following : **[9]**

- a) Explain the tapliss stepwise approach used to select the proper substituent in drug development.
- b) How is computer aided drug design used when the structure of the target is known.

- c) Explain the concept of conformational search. What is the
- i) Systematic search
 - ii) Monte Carlo simulation
- d) Discuss the steps involved in 3D QSAR as carried out in COMFA or COMSIA.

Q6) Answer any four of the following :

[4]

- a) Bioinformatics
- b) Virtual screening
- c) Metabolomics
- d) Craigs plat
- e) 3D pharmacophore

