

Total No. of Questions : 6]

SEAT No. :

P2807

[Total No. of Pages : 5

[5025]-31

M.Sc. (Semester - III)

DRUG CHEMISTRY

CH-361 : Chemistry of Heterocycles and Biologically Active Compounds
(2008 Pattern)

Time : 3 Hours]

[Max. Marks : 80

Instructions to the candidates:

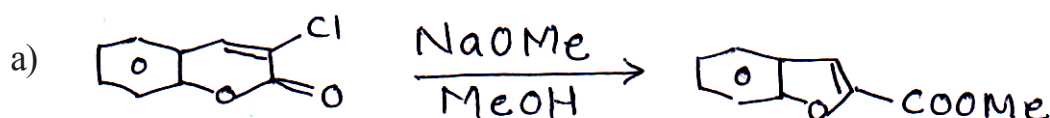
- 1) All questions are compulsory.
- 2) Figures to the right indicate full marks.
- 3) Answers to the two sections should be written in separate answer books.

SECTION - I

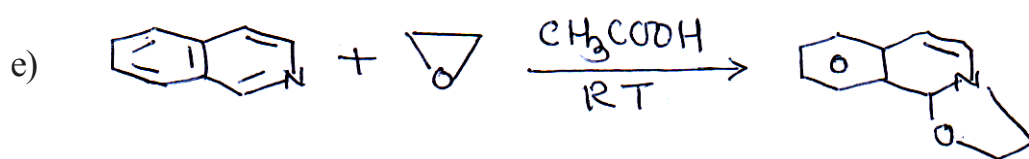
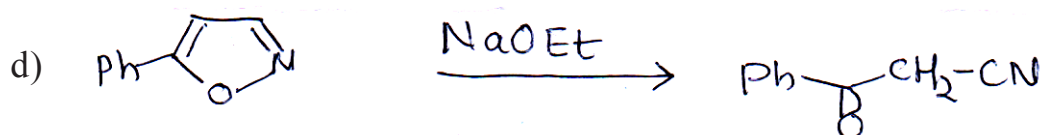
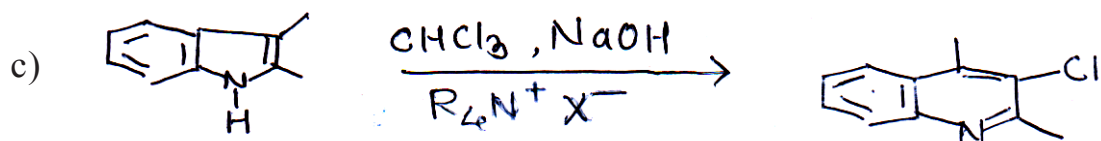
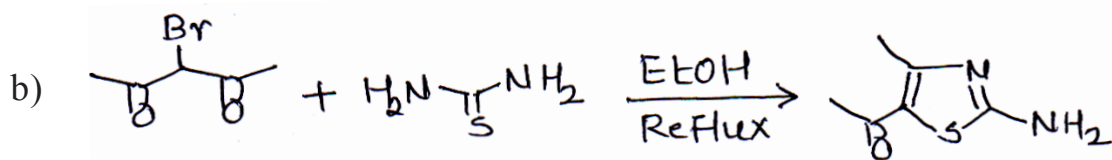
Q1) Answer any four of the following : [12]

- a) Pyridine-N-Oxide undergoes very facile electrophilic as well as nucleophilic substitution.
- b) Thiophene undergoes nitration at 2-position while nitration of benzothiophene mainly occurs at C-3 position.
- c) Oxazole is less basic than imidazole.
- d) Reaction of 2, 4-dichloropyrimidine with NaOMe in MeOH gives 4-substituted product.
- e) 5-Methoxy quinoline can't be synthesized easily using skraup method.

Q2) Suggest the suitable mechanism for any four of the following conversions.[12]



P.T.O.

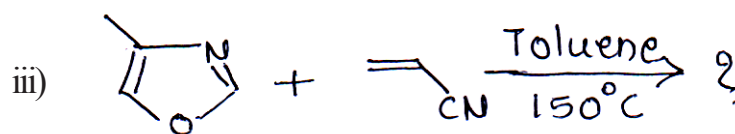
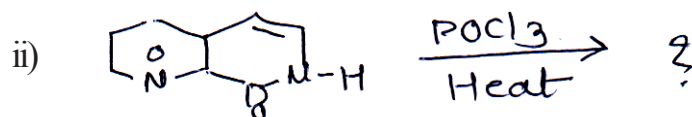
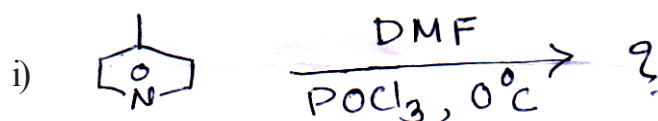


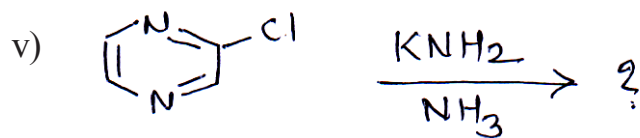
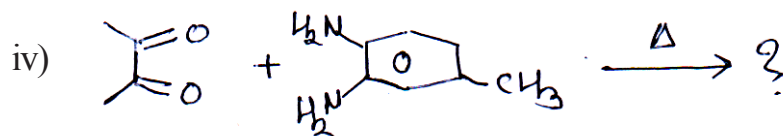
Q3) a) Write short notes on any two of the following :

[7]

- i) Fiest-Benary synthesis
- ii) Knorr pyrrole synthesis
- iii) Hantzsch pyridine synthesis

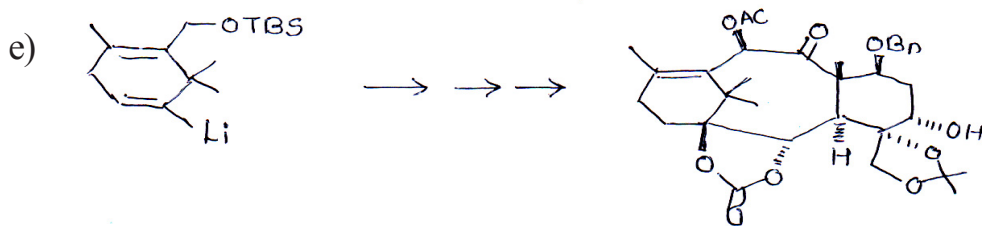
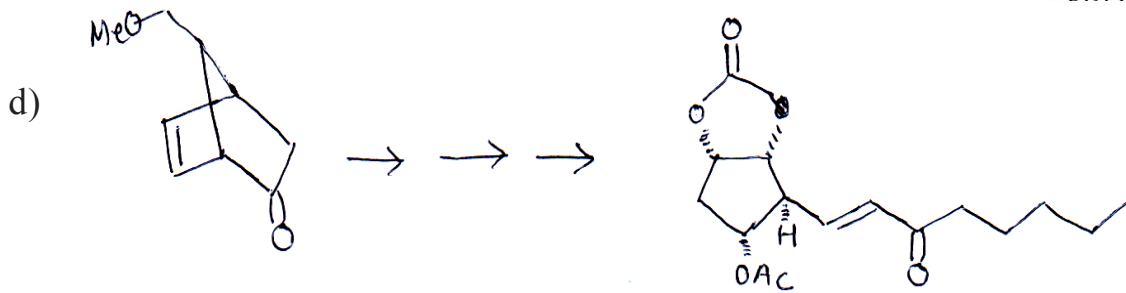
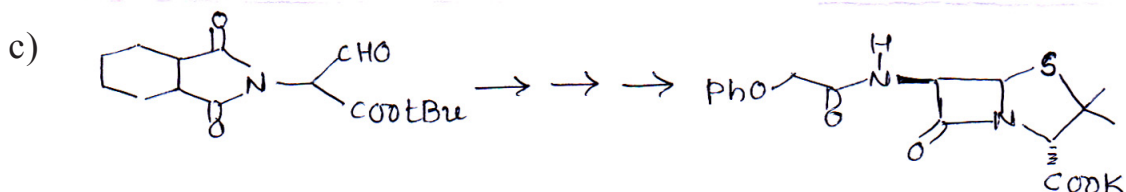
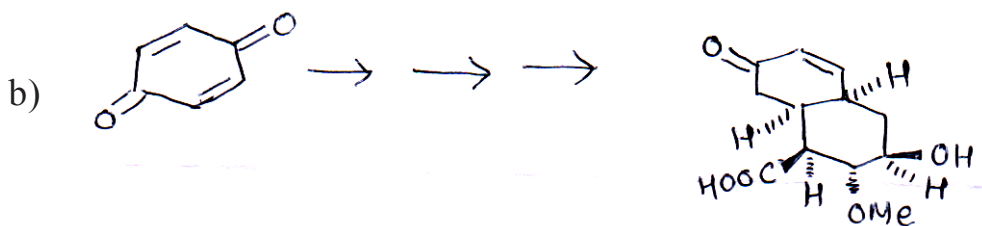
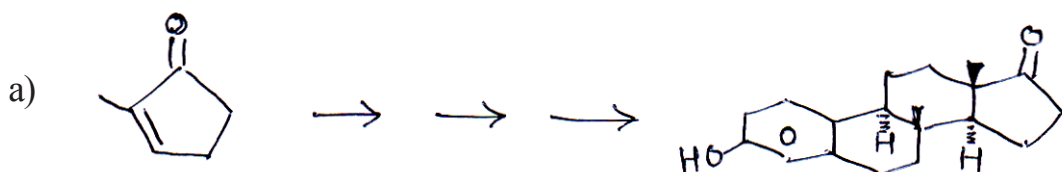
b) Predict the products with mechanism for any three of the following : [9]




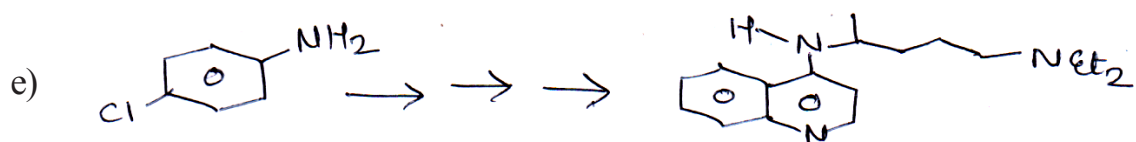
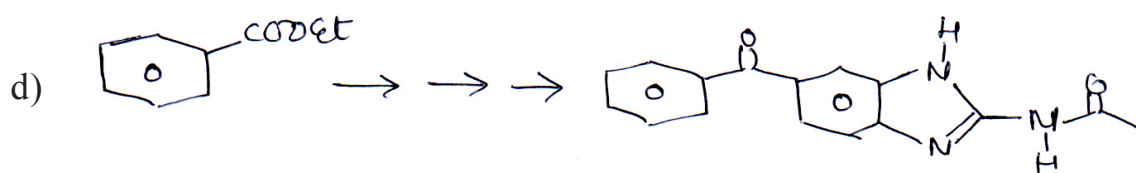
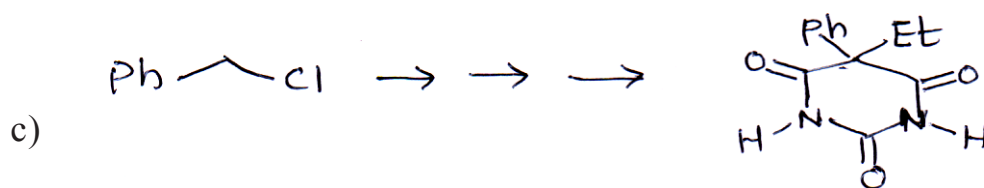

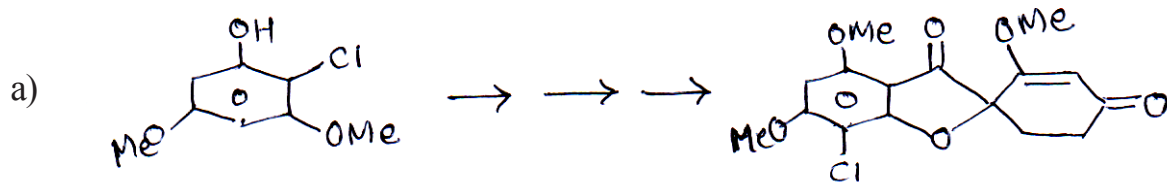


SECTION - II

Q4) Discuss the steps involved in the following transformations. Comment on the steps indicating mechanism and reagents used (any three) : [15]



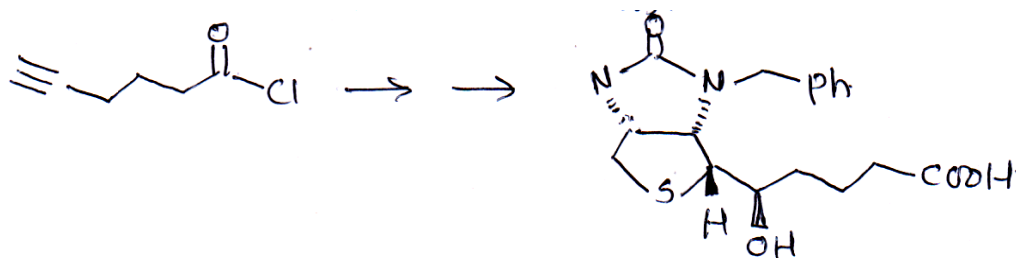
Q5) Discuss the steps involved in the synthesis of following drug molecules. Explain the mechanism involved (any four) : [16]



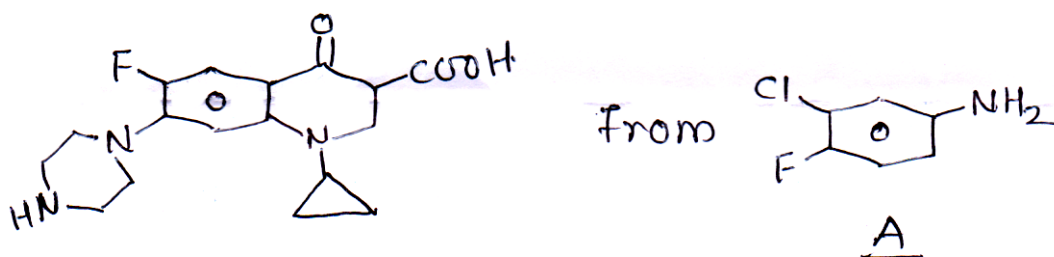
Q6) Answer any three of the following : [9]

- a) Explain the following
 - i) Shapiro Reaction
 - ii) Macrolactonisation

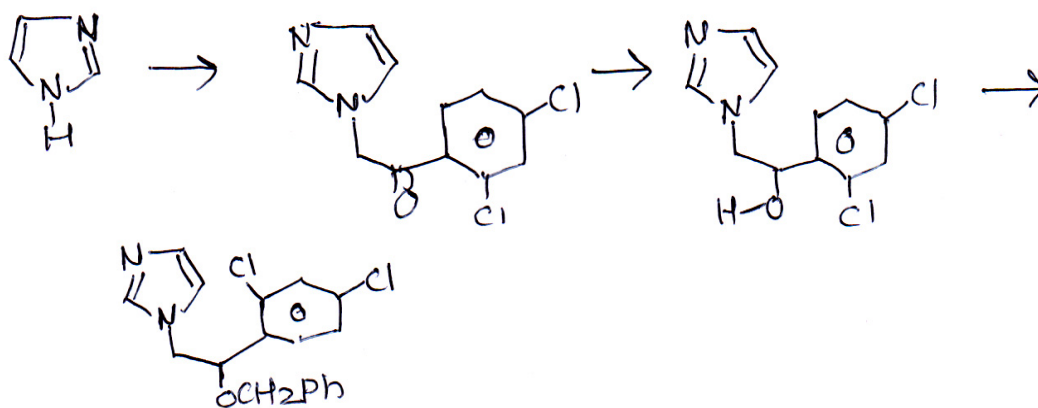
- b) Devise a synthetic pathway for the following conversion. Explain the mechanism involved.



- c) Do the retrosynthesis of ciprofloxacin and devise a synthetic pathway starting from A



- d) Identify the missing reagents and explain the following transformation.



Total No. of Questions : 5]

SEAT No. :

P2808

[Total No. of Pages : 5

[5025]-32

M.Sc.

DRUG CHEMISTRY

CH-362 : Advanced Analytical Methods

(2008 Pattern)

Time : 3 Hours]

[Max. Marks : 80


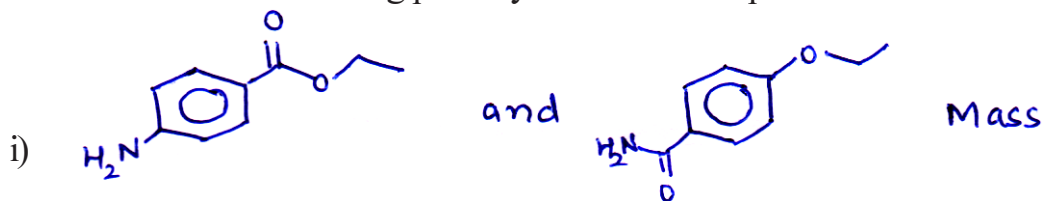
Instructions to the candidates:

- 1) All questions are compulsory.
- 2) Answers to the two sections should be written in separate answer books.
- 3) Figures to the right indicate full marks.

SECTION - I

Q1) Answer any four of the following : [12]

- a) DEPT is better technique than APT or off-resonance for assignment in CMR. Explain.
- b) NMR can be used as a tool to distinguish primary secondary and tertiary alcohols.
- c) Differentiate the following pairs by the indicated spectral method.



- d) Mass spectrometry can be used to determine the number of chlorine and bromine atoms in organic compounds. Explain.

P.T.O.

- e) The ^1H NMR spectrum of 1, 3-Dioxane contains three multiplets with the following geminal couplings -6.1 , -11.2 and -12.9 Hz. Assign these resonances.

Q2) Answer any four of the following : **[16]**

- a) Deduce the structure

M.F. : $\text{C}_7\text{H}_{14}\text{O}_2$

Mass (m/e) : 130, 115, 100, 73, 43

CMR : 208(s), 75(s), 54(t), 50(q), 33(q), 25(q, strong)

PMR : 1.3(s, 6H), 2.2 (s, 3H), 2.5(s,2H), 3.2(s, 3H)

- b) Predict the structure

M.F. : $\text{C}_5\text{H}_{10}\text{O}_3$

IR : 1728 cm^{-1}

PMR : 2.1 (s, 3H), 3.35(s, 6H), 4.6 (s, 1H)

CMR : 25, 55, 104, 204

DEPT 90 : 25, 55, 204, No Peak
104 up

DEPT 135 : 204 no peak
25, 55, 104 up

- c) Deduce the structure from the following data

M.F. : $\text{C}_5\text{H}_9\text{NO}_4$

IR : 1642 cm^{-1}

Mass : 147, 102, 84

PMR : 2.3 (m, 2H), 2.7 (m, 2H), 4.1 (t, 7Hz, 1H) 4H exchangeable

CMR & : 25(down), 30(down), 55(up), 174(absent), 178 (absent)

DEPT 135 :

- d) Deduce the structure

M.F. : $\text{C}_{10}\text{H}_{15}\text{N}$

CMR : 10.2(q) 20.1(q) 29.6(t) 49.7(d) 113(d, str.) 116(d)
129(d,str.) 148(s)

- e) An eight carbon compound shows following spectral data find the structure and assign the signals.

UV : 199($\epsilon = 19200$), 245($\epsilon = 10,900$)

IR : 1690, 1600, 690 cm^{-1}

PMR : 4.6(s, 11mm), 7.5(m, 17mm) 7.9(dd, 8 & 2Hz, 11mm)

Mass : 156, 154, 106, 105 (100%), 91, 77

Q3) Write short notes on any three of the following : [12]


- Application of HETCOR, COSY.
- Ionization techniques in mass spectrometry
- Factors affecting ^{13}C chemical shifts
- AB and AX spin system in PMR

SECTION - II

Q4) a) Answer any two of the following : [8]


- Discuss the various parts of GCMS.
- Explain the theory and instrumentation of HPTLC.
- Draw schematic diagram of HPLC and give its applications.

b) Explain the genesis of the following ions (any three) : [9]

i)  97, 82, 68, 41

ii) 2-Nitro aniline 138, 121, 92, 80, 65

iii)  87, 72, 43, 30

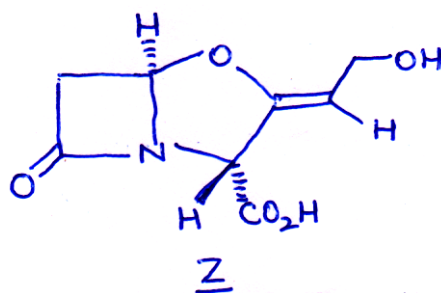
iv)  74, 58, 31

c) Two isomeric methyl ethers with M.F. $\text{C}_5\text{H}_{12}\text{O}$ having following M.S. Identify the two isomers. [3]

X : 88, 56, 45 (100), 41, 29, 27

Y : 73, 59 (100), 45, 41, 29

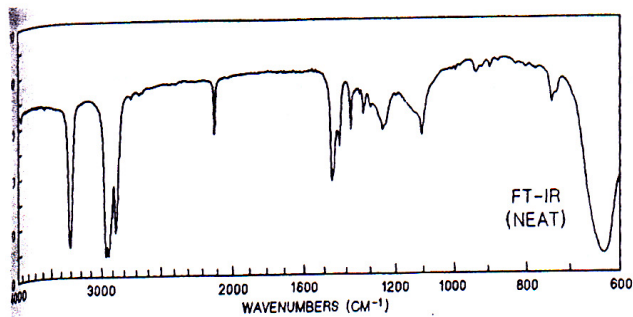
- Q5) a) Compound Z shows following signals. Assign signals to different protons using decoupling experiments given below. Justify your answer. [8]



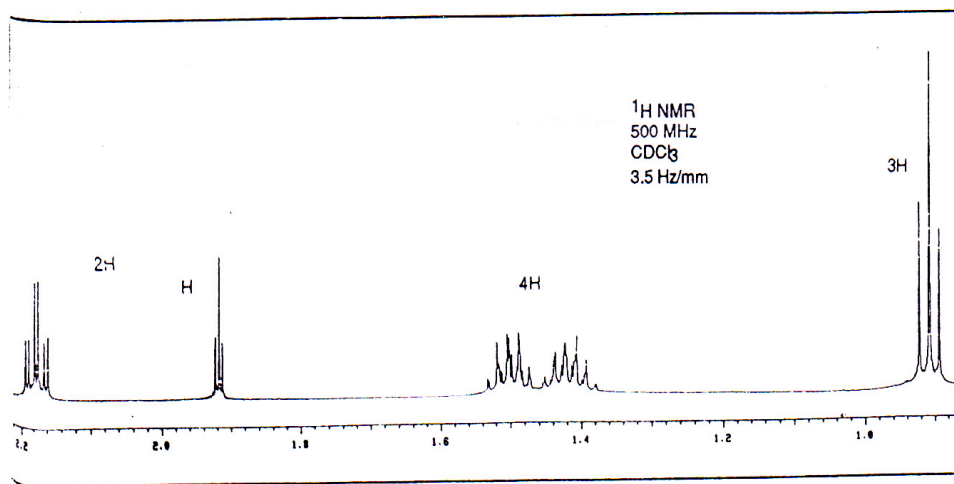
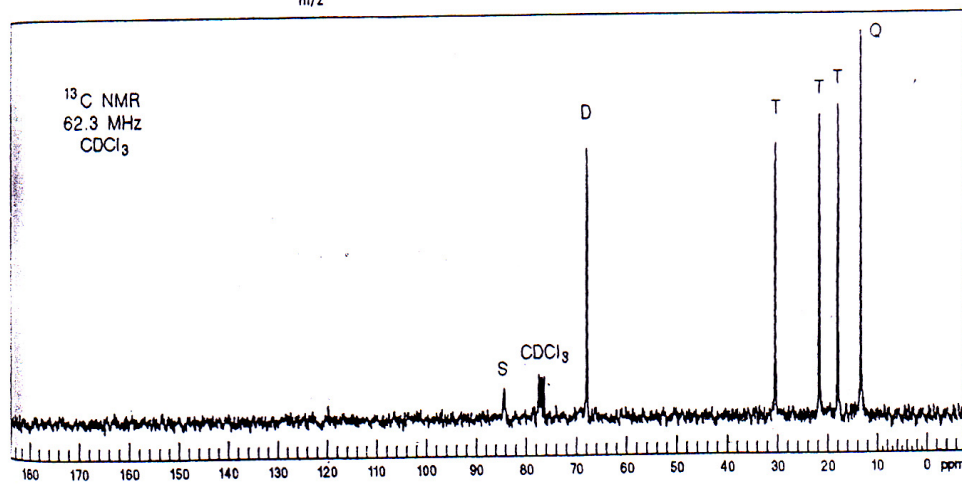
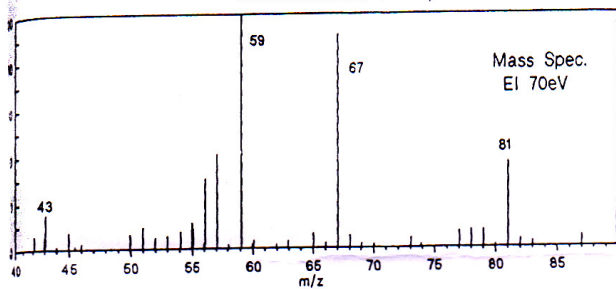
3.05 (d, 18Hz, 1H), 3.6 (dd, 18 & 2.5Hz, 1H), 4.75 (d, 7.5Hz, 2H), 4.95 (bs, exch., 1H), 5.66(s, 1H), 5.78(t, 7.5Hz, 1H), 6.0 (d, 2.5Hz, 1H) 11.3(s,1H)

Decoupling Expt.

- i) Irradiation of 6.0 δ change 3.6 to a doublet $J = 18\text{Hz}$
 - ii) NOE : Irradiation of 4.75 δ increases the intensity of 5.78 by 20%.
- b) You are provided the spectra of unknown compound on the adjacent page. Analyze the spectra and arrive at a suitable structure. Justify your answer. [12]



Exact M.S. (EI) = 81.0704
 UVλ_{max} = 220 (ε = 120,000)



Total No. of Questions : 6]

SEAT No. :

P2809

[Total No. of Pages : 3

[5025]-33

M.Sc.

DRUG CHEMISTRY

CH-363 : Drug Development

(2008 Pattern)

Time : 3 Hours]

[Max. Marks : 80

Instructions to the candidates:

- 1) *All questions are compulsory.*
- 2) *Answers to the two sections to be written in separate answer books.*
- 3) *Figures to the right indicate maximum marks.*

SECTION - I

Q1) Answer any three of the following : **[15]**

- a) Describe a typical bacterial growth curve.
- b) Describe any one method is isolate a antibiotic producing micro organism.
- c) Explain the down stream process in fermentation.
- d) Discuss
 - i) Media design
 - ii) Industrial strain
- e) Discuss the chemical microtrial process of effluent treatment.

Q2) Answer any three of the following : **[15]**

- a) What is the role of B cells & T cells in immune response.
- b) What are the techniques to study antigen antibody reaction. Explain one of them in brief.
- c) Explain Type I or Type II hyper sensitivity in brief.
- d) Discuss the organisation of the immune system.
- e) Explain
 - i) Adaptive Immunity
 - ii) Vaccines

P.T.O.

Q3) Answer any two of the following : **[10]**

- a) What are drugs? How do they exhibit their therapeutic effect?
- b) How are drugs discovered? Explain.
- c) Expalin
 - i) ED50
 - ii) MIC
 - iii) Therapeutic index
 - iv) Potency & efficacy
 - v) Allergy

SECTION - II

Q4) Answer any three of the following : **[18]**

- a) Explain the pharmacokinetics of drug action. Discuss bioavailability.
- b) You are given the job of discovering a new antibacterial drug from soil sample. How will you plan your project.
- c) What are the various routes of drug administration. How is a particular route decided/chosen?
- d) Explain with examples
 - i) lead discovery
 - ii) lead development
- e) What are the steps involved in grant of a patent? Explain
 - i) Invention
 - ii) Claims
 - iii) Specification in a patent

Q5) Answer any two of the following : **[12]**

- a) Explain in brief the toxicological evaluation of NCE.
- b) What is the need for clinical trials? What are the objectives of phase I, II & III? Discuss.
- c) How is the biological activity of drugs tested. Explain in brief.

Q6) Answer any two of the following :

[10]

- a) What is the role of QA, QC & R&D in pharma industry.
- b) Give a brief account of drug metabolism.
- c) Discuss
 - i) Drug targets
 - ii) Role of FDA



Total No. of Questions : 6]

SEAT No. :

P2810

[Total No. of Pages : 5

[5025]-34

M.Sc. (Semester - III)

DRUG CHEMISTRY

CH-364 : Stereo Chemical Principles & Applications

(2008 Pattern)

Time : 3 Hours]

[Max. Marks : 80

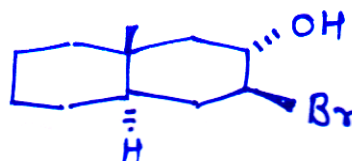
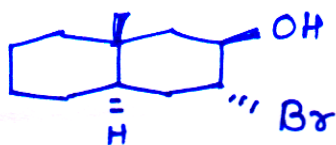
Instructions to the candidates:

- 1) All questions are compulsory.
- 2) Figures to the right indicate full marks.
- 3) Answers to the two sections should be written in separate answer books.

SECTION - I

Q1) Answer any four of the following : [16]

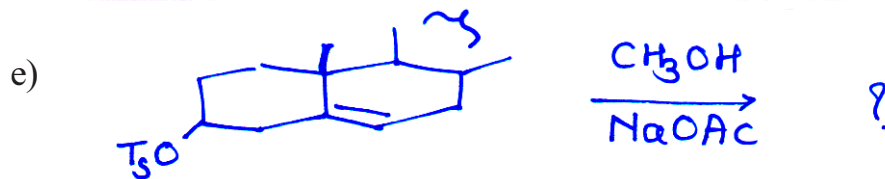
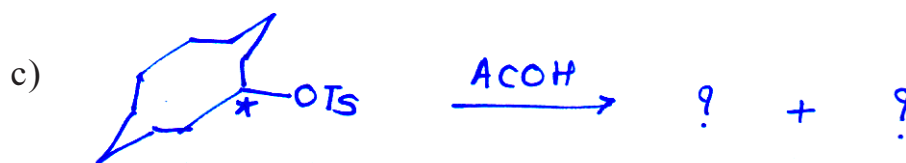
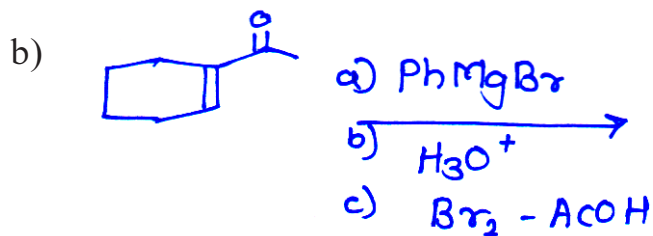
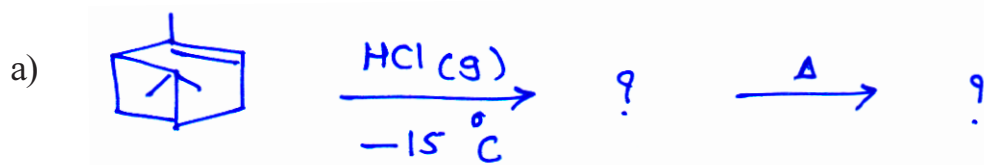
- a) Why Cis 1, 2 dibromocyclohexane undergo elimination to furnish cyclohexene with KI in methanol at the rate 11 times slower than trans isomer.
- b) Bromocamphor fails to undergo dehydro bromination on treatment with base.
- c) Explain which of the following compound form an oxide on treatment with base.



- d) Camphor on LAH reduction mainly give isoborneol.
- e) In 3 & 4 membered rings $Sp^2 \rightarrow Sp^3$ is facile process whereas in 5-membered rings $Sp^3 \rightarrow Sp^2$ is facile process.

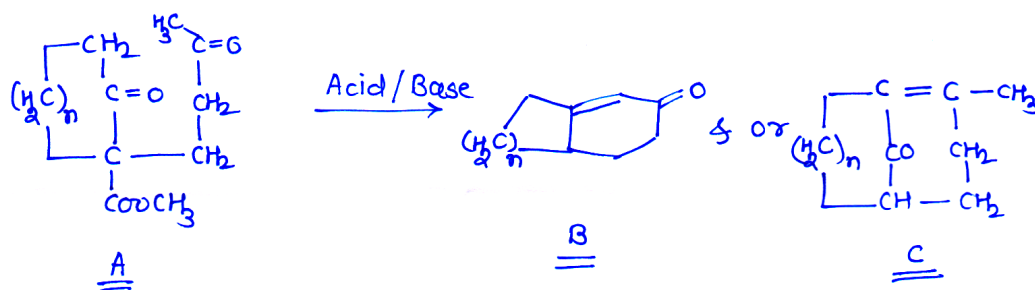
P.T.O.

Q2) Predict the product/s. Explain the mechanism & stereochemical principles involved (any four): [12]



Q3) a) Answer the following: [4]

Compound A with acid or base? Furnish either fused ring B or bridged ring sy. C or both depending on the ring size. Explain.

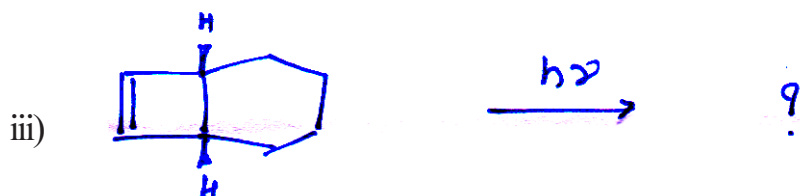
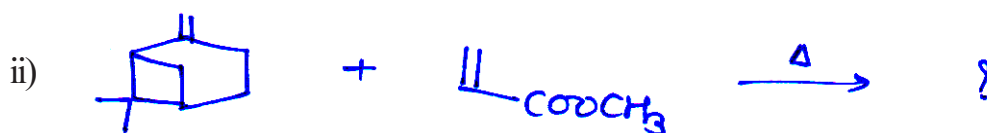
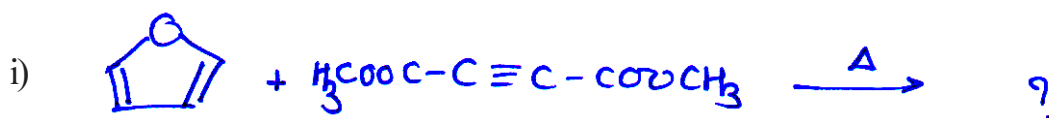


	B	C
n = 4	65%	-
n = 5	32%	14%
n = 6	-	76%

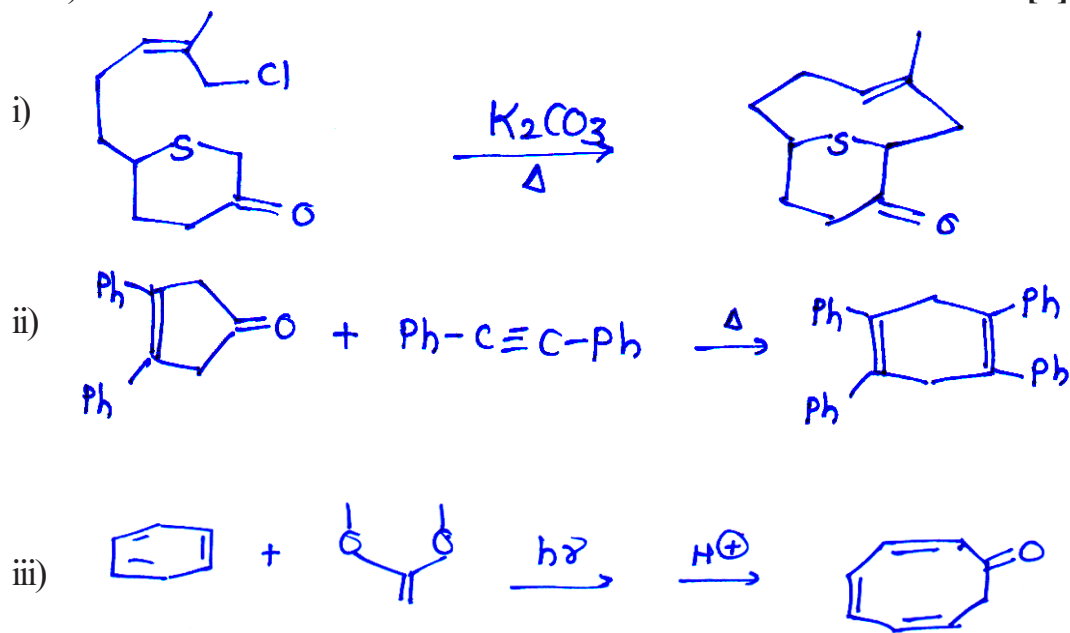
- b) Explain any two : [8]
- Stability & stereochemistry of bicyclo [3, 3, 1] Nonane and Adamantane.
 - Draw the stereo structures of perhydro phenanthrene and write their nomenclature.
 - 3 - alkyl ketone effect

SECTION - II

- Q4)** a) Draw co-relation diagram for cycloaddition between 1, 3 butadiene and ethylene. Check whether it is allowed thermally or photochemically. [6]
- b) Predict the product/s of the following reaction with stereochemistry. (any two): [4]

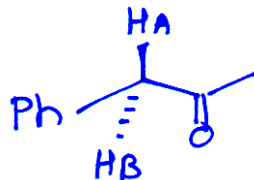


- c) Suggest stereochemical mode of reaction with proper mechanism (any two): [6]



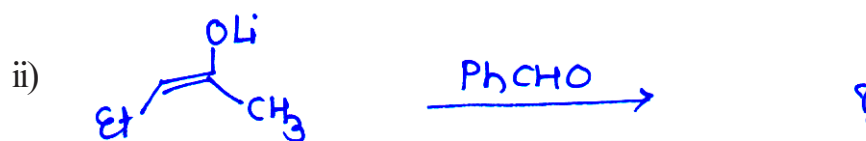
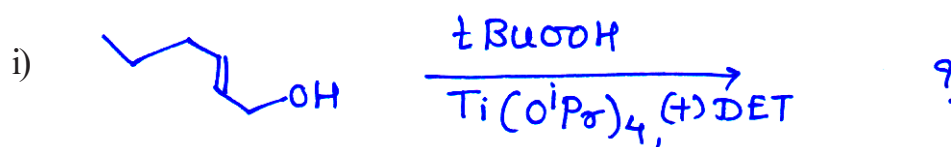
- Q5) a) Attempt any two of the following: [6]

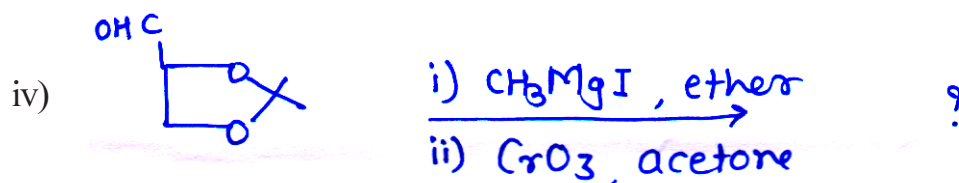
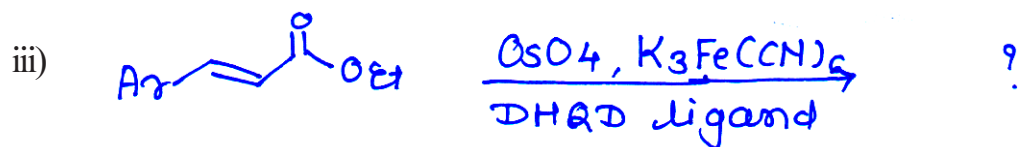
- i) Write Pro R & Pro S for H_A & H_B in the following compound.



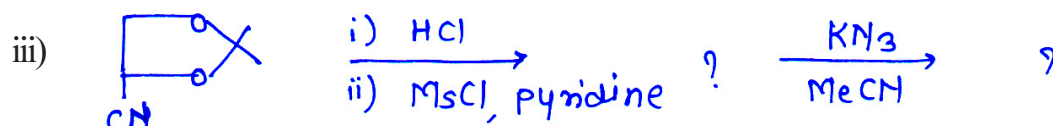
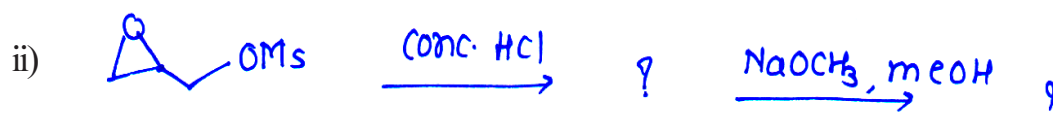
- ii) Explain the Felkin's model with suitable example.
 iii) Explain the term Homotopic & diastereotopic ligands.

- b) Predict the product/s in the following (any 3): [6]





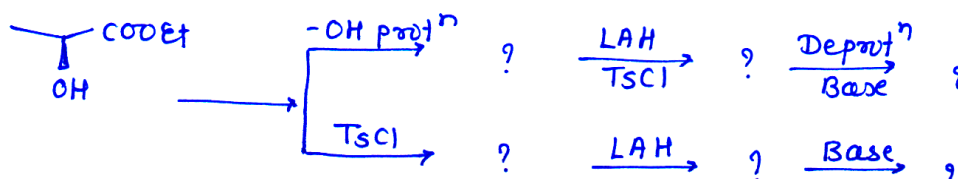
Q6) a) Predict the product in the following reactions (any two) : [5]



b) Attempt any one of the following : [3]

i) Give two applications of chiral Auxillary in asymmetric synthesis.

ii) Complete the following reaction sequence



c) Give the reaction sequence with proper reagent for the conversion of arabinose to Glucose. [4]



Total No. of Questions : 6]

SEAT No. :

P2811

[Total No. of Pages : 5

[5025]-41

M.Sc.

DRUG CHEMISTRY

CH-461 : Synthetic Methods in Organic Chemistry

(2008 Pattern)

Time : 3 Hours]

[Max. Marks : 80

Instructions to the candidates:




- 1) All questions are compulsory.
- 2) Answers to the two sections should be written in separate answer books.
- 3) Figures to the right indicate full marks.

SECTION - I

Q1) a) Explain any three of the following : [9]

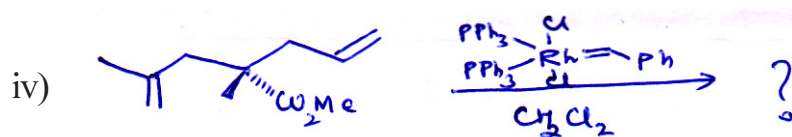
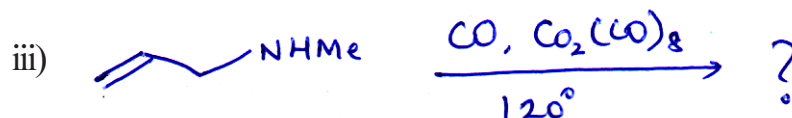
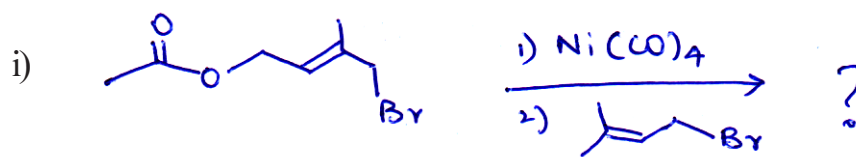
- i) Organo nickel compounds are used in synthesis of macrocyclic ring compounds.
- ii) THP protection is stable under alkaline conditions but are cleared under acidic conditions.
- iii) Reconnection approach in the synthesis of 1,6-dicarbonyl compounds.
- iv) Wittig reactions are preferred over normal elimination reactions for the synthesis of exocyclic olifins from cyclic ketones.

b) Complete the following transformations & justify your answer (any two): [6]



P.T.O.

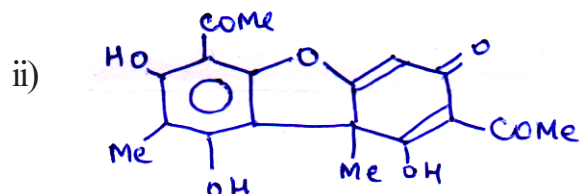
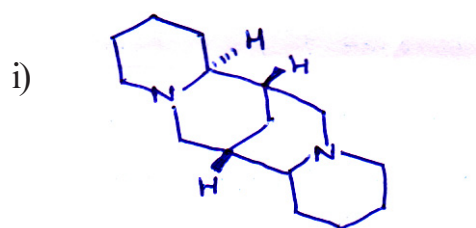
Q2) a) Predict the product explaining the mechanism of transition metal complex. (any three): [9]



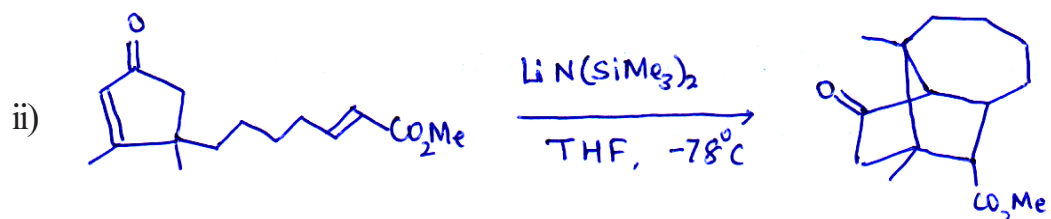
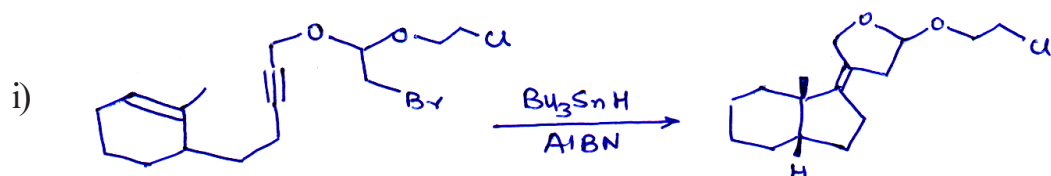
b) Discuss any two of the following: [6]

- Use of $\text{CO}_2(\text{CO})_8$ in Pausan Khand reaction.
- Role of $\text{Na}_2\text{Fe}(\text{CO})_4$ in organic synthesis.
- Role of Ziegler-Natta Catalyst in polymerization reaction.

Q3) a) What is meant by biomimetic reactions. Explain how this method is used to obtain any one of the following: [5]

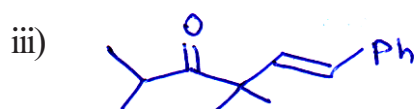
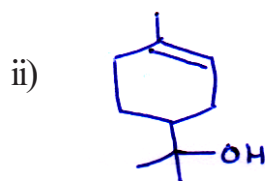
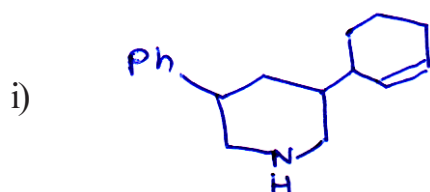


- b) Explain how domino reaction is preferred over multistep organic synthesis. Explain the steps involved in any one of the following domino reaction. [5]



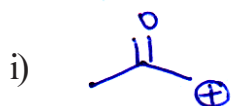


SECTION - II

- Q4)** Using retrosynthetic analysis, suggest a suitable method to synthesize any three of the following : [12]



Q5) a) Give one reaction with reagent, for each synthon given below : [6]



b) Employing umpolung, carry out the following transformations (any two) : [6]




Q6) a) Give brief account of any one of the following : [4]

i) Use of Microwave and ultrasonication in organic synthesis.


ii) Ionic liquids in organic synthesis.

b) Answer any four of the following : [12]

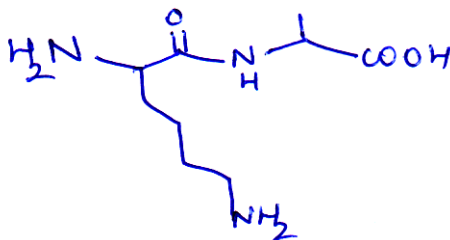
i) Carry out the following conversion using organoborane chemistry.



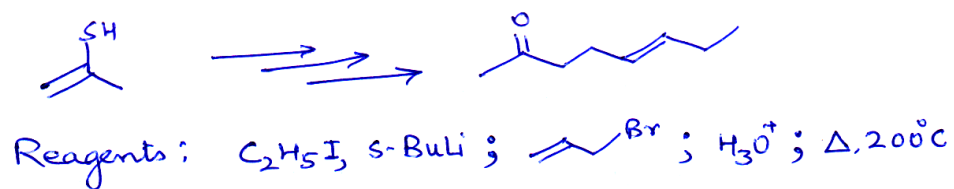
ii) Carry out the following transformation by enamine approach.



- iii) Discuss three methods (name reactions) for the carbon-carbon double bond formation.
- iv) Discuss the steps involved in the synthesis of the following peptide.



- v) Carryout the following conversion using the reagents given below. Arrange the reagents in proper sequence.



Total No. of Questions : 6]

SEAT No. :

P2812

[Total No. of Pages : 3

[5025]-42

M.Sc. (Semester - IV)

DRUG CHEMISTRY

CH-462 : Chemotherapy
(2008 Pattern)

Time : 3 Hours]

[Max. Marks : 80

Instructions to the candidates:

- 1) *All questions are compulsory.*
- 2) *Answers to the two sections should be written in separate answer books.*
- 3) *Figures to the right indicate full marks.*

SECTION - I

Q1) Answer any three of the following : **[15]**

- a) Discuss in brief the development of cephalosporins. Give an example of each from Ist, IInd and IIIrd generations with their benefits.
- b) What are antibiotics? How are they classified. Discuss the selective toxicity associated with them.
- c) Give a brief account of macrolide antibiotics. Explain their mechanism of action.
- d) Give in brief, the discovery of carbapenems. What makes them super antibiotics. Discuss their mode of action.

Q2) Answer any two of the following : **[16]**

- a) What are common fungal diseases. Explain how antifungal agents amphotericin-B, Fluconazole and griseofulvin affect the fungal biochemical processes.

P.T.O.

- b) Explain in brief the role of the following in managing CNS disorders.
- i) Monoamine oxidase inhibitors
 - ii) Barbiturates
 - iii) Serotonin reuptake inhibitors
 - iv) Benzodiazepines
- c) What are different strategies to combat cancer? Explain in brief the role of alkylating agents and antimetabolites in cancer treatment.

Q3) Discuss in brief any three of the following : **[9]**

- a) Leprosy
- b) Malaria
- c) Epilepsy
- d) Sedatives

SECTION - II

Q4) Answer any three of the following : **[18]**

- a) How does the endocrine system maintains homeostasis? Explain the role of thyrotropin, calcitonin, parathyroid hormone and aldosterone.
- b) Discuss in brief any two of the following :
 - i) Myocardial Infarction
 - ii) Stroke
 - iii) Angina
- c) Discuss how the following diseases are managed by current drugs. (any two) :
 - i) Inflammation
 - ii) Tuberculosis
 - iii) Emesis
- d) What are the common GIT disorders. Explain ulcers and the approaches to treat ulcers.

Q5) Answer any two of the following :

[10]

- a) Describe in brief the functioning of pancreas. What happens in diabetes? Explain the use of following in treatment of diabetes.
 - i) Glitazones
 - ii) Biguanides
- b) Describe enzyme inhibitors and their role in disease management. Discuss with examples their role as anticancer and antibacterial agents.
- c) Discuss viral life cycle and explain the use of rimantadine and ribavirin as antiviral agents.

Q6) Give the mode of action and uses of the following drugs. (any four) : **[12]**

- a) Methotrexate
- b) Mefenamic acid
- c) Propranolol
- d) Meperitidine
- e) Flucytosine
- f) Doxorubicin



Total No. of Questions : 6]

SEAT No. :

P2813

[Total No. of Pages : 3

[5025]-43

M.Sc.

DRUG CHEMISTRY

CH-463 : Drug Design

(2008 Pattern)

Time : 3 Hours]

[Max. Marks : 80

Instructions to the candidates:

- 1) *All questions are compulsory.*
- 2) *Answers to the two sections to be written in separate answer books.*
- 3) *Figures to the right indicate maximum marks.*

SECTION - I

Q1) Answer any two of the following :

[14]

- a) Explain in brief the applications of bioinformatics. Discuss proteome, genome & metabolome.
- b) Discuss in brief the steps involved in making recombinant DNA & its products.
- c) Explain in brief any two :
 - i) DNA vaccine
 - ii) Gene therapy
 - iii) Monoclonal antibody

Q2) Answer any two of the following :

[12]

- a) What is the difference between average & mean. Calculate them for the age of 5 individuals 48, 79, 43, 21, 66.

P.T.O.

- b) Explain any 3 of the following :
- i) Standard deviation
 - ii) Coefficient of variation
 - iii) Normal distribution
 - iv) Regression
- c) What is meant by correlation? State its different types. Compute Karl Pearson's coefficient of correlation for the data of height of sons and fathers in feet.

Height of sons: 5.2, 5.3, 5.5, 5.8, 5.9, 6.0, 6.0

Height of fathers : 5.1, 5.5, 5.8, 5.6, 5.6, 5.8, 5.9

Q3) Answer any two of the following : **[14]**

- a) Draw a diagram of cell membrane with its various components. Discuss the functions of cell membrane.
- b) What is combinatorial chemistry? Discuss how it is used to make large number of compounds.
- c) Explain in brief the benefits of prodrugs. Discuss with proper examples.

SECTION - II

Q4) Answer any three of the following : **[18]**

- a) Explain QSAR? How is it performed?
- b) Discuss in brief molecular mechanics & molecular dynamics.
- c) What are G proteins. Explain how they perform signal transduction.
- d) Discuss the role of
 - i) Ion channel receptors
 - ii) Protein Kinase Receptors

Q5) Answer any two of the following : **[12]**

- a) Explain in brief
 - i) Ab Initio Method
 - ii) Conformational search
- b) Discuss the topliss scheme for aromatic & aliphatic substituents & its applications.
- c) How will you proceed to design a novel drug using computers as inhibitor at ACE (Angiotensin Converting Enzyme) inhibitor. The x-ray crystal structure of ACE is known.

Q6) Explain any five of the following terms in brief : **[10]**

- a) Log P
- b) Agonist & Antagonist
- c) COMFA
- d) 3D pharmacophore
- e) Correlation coefficient
- f) High thorough put screening
- g) Antiport & symport

